



CORNING

Everon[®] Copper Datacom

Cat.6_A Unshielded, V500U, VOL Footprint

RJ45 Cat.6_A Jacks UTP (V500U)
Copper Patch Cords
Copper Patch Panels
Faceplates & Wall Outlets
Copper Cable

RJ45 Cat.6_A UTP Jacks, V500U

Our Cat.6_A copper interconnect products work together to provide an easy-to-use solution for deploying high-speed connections throughout a building. The RJ45 jack is a key component in this system. These RJ45 jacks have been certified by an independent test laboratory to hardware certification. Each jack component is able to terminate to any certified Cat.6_A cable and patch cord combination to achieve full channel performance. The jack's unique three-cable entry points help make installation simple. The traditional one-click design enables an easy, tool-less termination on unshielded twisted pair cables, meeting industry performance standards.



Feature	Benefit
Tool-less jack	Easy and quick to install. Fast, reliable connection. All eight copper conductors are wired in a single operation. Quality of connection by design: Just listen for the click.
Three-cable entry points	Easier cable management. More space and flexibility to ensure the cable minimum bend radius is not compromised. Enables a wide range of cable routing options. Easy to use in tight spaces. Just one product for all applications.
Reusable	If a wiring mistake is made, there is no need to use a new jack, which means virtually no wasted inventory.
No untwisting of pairs before termination	Minimised stripping length so that pairs are kept together. Easy fitting of the pairs without threading through a wire guide.
Clip-in mounting	RJ45 modular jack design can fit many other accessories on the market using the standard clip-in mounting.
Accepts solid and stranded conductors	Compatible with many cables on the market and enables "jack-to-plug" cables to be manufactured using stranded conductors (for use in open-office architectures).
Integral shutter	Increased dust protection, especially during installation or in a dirty environment. No additional shuttering required on faceplates.

Specifications	
Standards compliance Hardware performance	ANSI/TIA/568.2-D:2018 ISO/IEC 11801 (Ed. 1.0) 2017 EN 50173-1:2018
Electrical performance PoE Compliance Operating voltage Lead-through resistance Insulation resistance	IEC 60512-99-002:2019 < 75 VDC < 200 mΩ > 500 MΩ
Environmental compliance Operating temperature	-10°C to 60°C (14°F to 140°F)
Mechanical specifications Conductor diameter Maximum diameter of wire insulation Protection contacts	Solid wires: 0.50 to 0.65 mm (AWG 22-24) Stranded wires: 7 x 0.15 to 0.20 mm 1.6 mm 1.27 μm in contact zone


V500U Jack Ordering Information

Part Number	Description	Jack Colour	Quantity in Pack	AWG Solid	AWG Flex	Channel Performance	PoE / PoE+ / 4PPoE	Transmission Speed	Legacy Part Number
XF500006457	V500U 3-Way Jack	White	8	22-24	24-26	Class EA Channel (4 connectors)	PoE / PoE+ / 4PPoE	10 GbE	VOL-OCK6A-UN8
XF500006440	V500U 3-Way Jack	White	480	22-24	24-26	Class EA Channel (4 connectors)	PoE / PoE+ / 4PPoE	10 GbE	VOL-OCK6A-UNV
XF500006390	V500UBK 3-Way Jack	Black	8	22-24	24-26	Class EA Channel (4 connectors)	PoE / PoE+ / 4PPoE	10 GbE	VOC-K6AUN-BK8
XF500006358	V500UBL 3-Way Jack	Blue	8	22-24	24-26	Class EA Channel (4 connectors)	PoE / PoE+ / 4PPoE	10 GbE	VOC-K6AUN-BL8
XF500006366	V500UGN 3-Way Jack	Green	8	22-24	24-26	Class EA Channel (4 connectors)	PoE / PoE+ / 4PPoE	10 GbE	VOC-K6AUN-G8
XF500006374	V500URD 3-Way Jack	Red	8	22-24	24-26	Class EA Channel (4 connectors)	PoE / PoE+ / 4PPoE	10 GbE	VOC-K6AUN-R8
XF500006382	V500UYL 3-Way Jack	Yellow	8	22-24	24-26	Class EA Channel (4 connectors)	PoE / PoE+ / 4PPoE	10 GbE	VOC-K6AUN-Y8



Cat.6_A UTP Copper Patch Cords

Hardware-compliant copper patch cords enable you to complete your network to Cat.6_A according to ANSI/TIA/568.2-D:2018 and Class EA SO/IEC 11801 (Ed. 1.0) 2017. They are constructed with unshielded twisted-pair (UTP) stranded cable, a low-smoke, zero-halogen (LSZH™) rated jacket or a PVC jacket and a protected latch to ensure durability. These patch cords are available in a variety of lengths and colours for easy cable management and administration. Corning's copper patch cords are packaged in corn starch bags.



Feature	Benefit
“Snagless” boot protects latch	Better mechanical protection helps prevent breaks so the cords last longer.
Various lengths and colours	Options to complete systems to your requirements.
LSZH version available	Meets flame requirements for low flammability and low toxicity.

Specifications	
Standards compliance	ANSI/TIA/568.2-D:2018 ISO/IEC 11801 (Ed. 1.0) 2017 EN 50173-1
Electrical performance Cable impedance Insulation Resistance (500 V) Test Voltage (DC, 1 min) NPV (nominal) Current rating Voltage rating	100 Ω ≥ 500 M Ω/km 100-500 V 78% 1.5A (maximum) 75 V
Environmental compliance Fire performance Operating temperature Transport and storage temperature	IEC 60332-1, IEC 61034-2, IEC 60754-1, IEC 60754-2 20°C to 60°C 0°C to 50°C
Mechanical specifications Cable diameter (OD) Minimum bend radius	5.50 +/- 0.30 (mm) Static bending: 4 x OD Dynamic bending: 8 x OD

Cat.6_A UTP Patch Cords



Length	Jacket	Wire Diameter	Turquoise	Grey	Blue
Cat.6_A Unshielded LSZH™ Copper Patch Cords					
0.5 m	LSZH	24 AWG	CCAKYE-GB002-A005-C0	CCAKYE-G1002-A005-C0	CCAKYE-G2002-A005-C0
1 m	LSZH	24 AWG	CCAKYE-GB002-A010-C0	CCAKYE-G1002-A010-C0	CCAKYE-G2002-A010-C0
2 m	LSZH	24 AWG	CCAKYE-GB002-A020-C0	CCAKYE-G1002-A020-C0	CCAKYE-G2002-A020-C0
3 m	LSZH	24 AWG	CCAKYE-GB002-A030-C0	CCAKYE-G1002-A030-C0	CCAKYE-G2002-A030-C0
5 m	LSZH	24 AWG	CCAKYE-GB002-A050-C0	CCAKYE-G1002-A050-C0	CCAKYE-G2002-A050-C0
10 m	LSZH	24 AWG	CCAKYE-GB002-A100-C0	CCAKYE-G1002-A100-C0	CCAKYE-G2002-A100-C0
Cat.6_A Unshielded LSZH™ Copper Patch Cords					
0.5 m	LSZH	26 AWG	CCAKGE-GB002-A005-C0	CCAKGE-G1002-A005-C0	CCAKGE-G2002-A005-C0
1 m	LSZH	26 AWG	CCAKGE-GB002-A010-C0	CCAKGE-G1002-A010-C0	CCAKGE-G2002-A010-C0
2 m	LSZH	26 AWG	CCAKGE-GB002-A020-C0	CCAKGE-G1002-A020-C0	CCAKGE-G2002-A020-C0
3 m	LSZH	26 AWG	CCAKGE-GB002-A030-C0	CCAKGE-G1002-A030-C0	CCAKGE-G2002-A030-C0
5 m	LSZH	26 AWG	CCAKGE-GB002-A050-C0	CCAKGE-G1002-A050-C0	CCAKGE-G2002-A050-C0
10 m	LSZH	26 AWG	CCAKGE-GB002-A100-C0	CCAKGE-G1002-A100-C0	CCAKGE-G2002-A100-C0
Cat.6_A Unshielded PVC Copper Patch Cords					
0.5 m	LSZH	24 AWG	CCAKME-GB002-A005-C0	CCAKME-G1002-A005-C0	CCAKME-G2002-A005-C0
1 m	LSZH	24 AWG	CCAKME-GB002-A010-C0	CCAKME-G1002-A010-C0	CCAKME-G2002-A010-C0
2 m	LSZH	24 AWG	CCAKME-GB002-A020-C0	CCAKME-G1002-A020-C0	CCAKME-G2002-A020-C0
3 m	LSZH	24 AWG	CCAKME-GB002-A030-C0	CCAKME-G1002-A030-C0	CCAKME-G2002-A030-C0
5 m	LSZH	24 AWG	CCAKME-GB002-A050-C0	CCAKME-G1002-A050-C0	CCAKME-G2002-A050-C0
10 m	LSZH	24 AWG	CCAKME-GB002-A100-C0	CCAKME-G1002-A100-C0	CCAKME-G2002-A100-C0
Cat.6_A Unshielded PVC Copper Patch Cords					
0.5 m	PVC	26 AWG	CCAKNE-GB002-A005-C0	CCAKNE-G1002-A005-C0	CCAKNE-G2002-A005-C0
1 m	PVC	26 AWG	CCAKNE-GB002-A010-C0	CCAKNE-G1002-A010-C0	CCAKNE-G2002-A010-C0
2 m	PVC	26 AWG	CCAKNE-GB002-A020-C0	CCAKNE-G1002-A020-C0	CCAKNE-G2002-A020-C0
3 m	PVC	26 AWG	CCAKNE-GB002-A030-C0	CCAKNE-G1002-A030-C0	CCAKNE-G2002-A030-C0
5 m	PVC	26 AWG	CCAKNE-GB002-A050-C0	CCAKNE-G1002-A050-C0	CCAKNE-G2002-A050-C0
10 m	PVC	26 AWG	CCAKNE-GB002-A100-C0	CCAKNE-G1002-A100-C0	CCAKNE-G2002-A100-C0

Additional lengths and colours are available. Please consult your local Corning representative or, alternatively, Corning Customer Care at 00800 2676 4641 or email cc.emea@corning.com

Patch Panels

Copper patch panels are modular and provide an aesthetically pleasing solution for housing modular jacks. These lightweight aluminium panels are compatible with RJ45 jacks as well as typical industry-accepted modular jacks.

The classic version includes a cable-strain-relief tray and earth-connection point. The ECO panels are a simple version, without an earth-connection point, to use with racks with integral cable management. The panels include screws, cage nuts, and cable ties. Port blanking and coloured identification caps are available. The range includes a patch cord management panel with five management rings.



Copper Patch Panels Ordering Information

Part Number	Description	Colour	Legacy Part Number
1U 19-inch Patch Panels			
FQ100080602	16-Port Patch Panel (no cage nuts required)	Black	VOL-SPK-16
UU001622875	16-Port Patch Panel	Black	VOL-PPCB-F16-K
UU001622917	16-Port Patch Panel	Silver	VOL-PPCA-F16-K
UU001622941	16-Port Patch Panel with Locking System	Black	VOL-PPCB-V16-K
UU001622859	16-Port Patch Panel, eco version, UTP only	Black	VOL-PPUD-F16-K
FQ100080610	24-Port Patch Panel (no cage nuts required)	Black	VOL-SPK-24
MAXCSV-02408-C001	24-Port Patch Panel	Black	VOL-PPCB-F24-K
MAXCSV-02400-C001	24-Port Patch Panel	Silver	VOL-PPCA-F24-K
UU001622958	24-Port Patch Panel with Locking System	Black	VOL-PPCB-V24-K
UU001622867	24-Port Patch Panel, eco version, UTP only	Black	VOL-PPUD-F24-K
UU001622966	32-Port Patch Panel, high density	Black	VOL-PPCB-HD-F32-K
1U 19-inch Angled Patch Panel			
DE620045786	24-Port Angled Patch Panel	Black	VOL-PPCB-A24-K
2U 19-inch Patch Panels			
UU001622891	32-Port Patch Panel	Black	VOL-PPCB-F32-K
UU001622925	32-Port Patch Panel	Silver	VOL-PPCA-F32-K
UU001622909	48-Port Patch Panel	Black	VOL-PPCB-F48-K
UU001622933	48-Port Patch Panel	Silver	VOL-PPCA-F48-K
Copper Cable Management			
FQ100080636	1U Copper Patch Cable Management Panel (no cage nuts required), 4 rings	Black	VOLSPM75
WAXWSW-00008-C007	1U Copper Patch Cable Management Panel, 5 rings	Black	
WAXWSW-00000-C007	1U Copper Patch Cable Management Panel, 5 rings	Silver	
WAXWSW-00008-C009	1U Patch Cable Guides (left and right)	Black	
WAXWSW-00000-C009	1U Patch Cable Guides (left and right)	Silver	
WAXWSW-00008-C004	1U Blanking Panel	Black	
WAXWSW-00000-C004	1U Blanking Panel	Silver	
WAXWSW-00008-C005	2U Blanking Panel	Black	
WAXWSW-00000-C005	2U Blanking Panel	Silver	
LANS-LBL-WNDW	Self-Adhesive Labelling Windows, including paper strips (pack of 10)		
Patch Panel Accessories		Quantity in Pack	
80611020399	White Blank Port Insert	1	VOL-0300
80611020738	Black Blank Port Insert	1	VOL-0300BK
FQ100020616	Blue Port Cap/Identifier	8	VOL-PCC-B
FQ100020632	Red Port Cap/Identifier	8	VOL-PCCR
FQ100020624	Yellow Port Cap/Identifier	8	VOL-PCC-Y
FQ100020640	Green Port Cap/Identifier	8	VOL-PCC-G
XS003873642	Blue Port Cap/Identifier and Label Holder	8	VOL-PEC-B
XS003873691	Red Port Cap/Identifier and Label Holder	8	VOL-PEC-R
XS003873709	Yellow Port Cap/Identifier and Label Holder	8	VOL-PEC-Y
XS003873717	Green Port Cap/Identifier and Label Holder	8	VOL-PEC-G
LANS-LBL-WNDW	Self-Adhesive Labelling Windows, including paper strips	10	

Faceplates and Outlets

Faceplates are compatible with most electrical wall boxes and are available in two-port and four-port versions. These faceplates fit common European dimensions and are compatible with RJ45 modular jacks. Port icons for port identification as well as label windows are included in some products.



Faceplate Ordering Information

Copper Faceplates

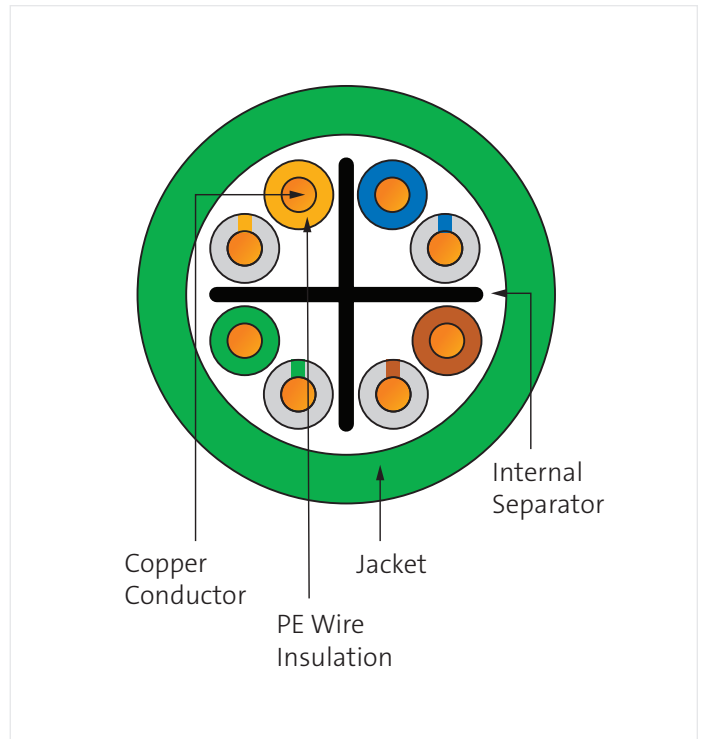
Part Number	Description	Colour	Legacy Part Number
XF003849205	86 x 86 mm Single-Gang Faceplate for 1 jack, UK Style	White	VOLFPUK-1K
XF003849213	86 x 86 mm Single-Gang Faceplate for 2 jacks, UK Style	White	VOLFPUK-2K
FQ100081360	45 x 45 mm Modular Faceplate for 1 jack	White	FP4MF1KW
FQ100081378	45 x 45 mm Modular Faceplate for 2 jacks	White	FP4MF2KW
DE620045539	50 x 50 mm Modular Faceplate for 1 jack, German Style	White	60-516-10425
DE620045547	50 x 50 mm Modular Faceplate for 2 jacks, German Style	White	60-516-10525
FQ100031001	45 x 45 mm Angled Modular Faceplate for 1 jack	White	FP4MF1KI
FQ100031019	45 x 45 mm Angled Modular Faceplate for 2 jacks	White	FP4MF2KI
FQ100078648	22.5 x 45 mm Modular Faceplate for 2 jacks	White	FP2MF1K
FQ100079778	45 x 45 mm Modular ECO Faceplate for 2 jacks	White	FP4MF2K
FQ100084521	45 x 45 mm Modular ECO Faceplate for 1 jack	White	FP4MF1KA
UU003115423	25 x 38 mm LJ6C Angled Adapter for 1 jack	White	VOL-LJ6C-A-1K
UU003115449	25 x 50 mm EuroMod Angled Adapter for 1 jack	White	VOL-EF-A-1K

RJ45 Faceplates Adapters

Part Number	Description	Colour	Legacy Part Number
UU001496999	1 RJ45 Adapter for Legrand Niloé Faceplate	White	FPN11KW
UU001496981	1 RJ45 Adapter for Legrand Céline Faceplate	White	FPCE1KW
UU001496973	1 RJ45 Adapter for Legrand Céline Faceplate	Titanium	FPCE1KTI
UU001498326	1 RJ45 Adapter for Schneider Electric Ovalis Faceplate	White	FPOV1KW
UU001497005	1 RJ45 Adapter for Schneider Electric Ovalis Faceplate	Aluminium	FPOD1KALU
UU001498334	1 RJ45 Adapter for Schneider Electric Unica Faceplate	Aluminium	FPUN1KALU

Copper Cable

Our four-pair copper cable is high performing and compliant with ISO/IEC 11801 (Ed. 1.0) 2017 and EN 50173-1:2018, ANSI/TIA/568.2-D:2018. The Cat.6_A cable is U/UTP with an integral cross separator structure to enhance long-term performance and reduce crushing risk at cable anchorage points. This cable has a discontinuous foil tape wrapping to minimise alien cross-talk (ANEXT) between cables. The cables are easy to install with sheath-length marking, providing convenient, clearly identifiable cable and link lengths. The cable listed below is green. Other colours are available on request.



Cat.6A UTP Copper Cables Ordering Information

Part Number	Description	Jacket	Wire Diameter	Colour	Length	CPR	Legacy Part Number
UU009189521	U/UTP 550/24 4P Simplex	LSZH™	AWG 24	Green	500 m drum	B2ca-s1a,d0,a1	VOL6AUL4500
UU009161595	U/UTP 550/24 4P Simplex	LSZH	AWG 24	Green	500 m drum	Cca-s1a,d0,a1	VOL6AUL4500
MCXKDE-DC047-V001-L6	U/UTP 550/23 4P Simplex	LSZH	AWG 23	Grey	500 m drum	Cca-s1,d0,a1	
UU004891568	U/UTP 550/24 4P Simplex	LSZH	AWG 24	Green	500 m drum	Eca	VOL6AUL4500
MCXKDE-DE047-V001-L6	U/UTP 550/23 4P Simplex	LSZH	AWG 23	Green	500 m drum	Eca	
UU004891576	U/UTP 550/24 4P Simplex	PVC	AWG 24	Green	500 m drum	Eca	VOL6AUP4500
UU008047563	U/UTP 550/24 4P Simplex	PVC	AWG 24	Green	305 m Reelex Box	Eca	VOL6AUP4305

Additional CPR classes, lengths, and colours of cable available upon request. Please visit our online catalogue or consult your local Corning representative or, alternatively, Corning Customer Care at 00800 2676 4641 or email cc.emea@corning.com.

For more information on CPR reaction to fire performance class, please visit our online catalogue.

Download Declaration of Performance documents online from www.corning.com/opcomm/cpr

Notes:

Notes:

The logo consists of a solid blue square with the word "CORNING" written in white, uppercase, serif font, centered within the square.

CORNING

Corning Optical Communications GmbH & Co. KG • Leipziger Strasse 121 • 10117 Berlin, GERMANY
+00 800 2676 4641 • FAX: +49 30 5303 2335 • www.corning.com/opcomm/emea

Corning Optical Communications reserves the right to improve, enhance, and modify the features and specifications of Corning Optical Communications products without prior notification. A complete listing of the trademarks of Corning Optical Communications is available at www.corning.com/opcomm/trademarks. All other trademarks are the properties of their respective owners. Corning Optical Communications is ISO 9001 certified. © 2019, 2023 Corning Optical Communications. All rights reserved. LAN-2619-A4-BEN / June 2023