



CORNING

Data Centre

Core Products EMEA





Data Centres



Specifying, purchasing, and installing your data centre has never been easier. To help you reduce the time and effort you spend on your infrastructure, we have compiled this guide to provide you with at-a-glance ordering information. This guide features our most popular products and innovative resources that can help save you time and money – because products are only part of what it takes to make your data centre successful.

As a leading global company, we work hard to make sure these great products are on the shelves of our distributors, ready for purchase when you need them, supported by our FastShip programme.

Parallel Optic Systems Overview	14
Duplex Optic Systems Overview.	15
EDGE8® Solutions	17
EDGE™ Solutions.	27
Plug & Play™ Systems	38
Corning® Everon™ EA Plug & Play Systems	50
Programmes and Services	60
Tools and Resources.	61

To learn more, visit us at
www.corning.com/data-center/emea/en/home



Bill-of-Materials Tool

Time is money; don't spend more time than necessary creating your bills of materials.

Now it's easier than ever to choose the fibre optic and shielded copper products you need for your local area network or data centre. Simply select the products you need, modify the bill of materials as needed, and save it on your own computer. You can even email the final file to your preferred distributor for a price quote or to a colleague for reference.

[Download](#) the free tool, and transform the way you work!





Corning's Fast Programmes

FastShip

In stock and ready to ship in 72 hours!

Product availability is critical to your installations, and quick access to the materials you need can make or break a project. Our FastShip programme for fibre optic and copper solutions for data centres, and storage area networks, quickly supports your day-to-day work like moves, adds, and changes.

FastConnect

Select made-to-order products in two weeks!

Can't find what you need in stock with our authorised distributors in EMEA? Selected items of our core products for data centres and storage area networks (SANs) are available for quick order and shipment through our FastConnect programme.

This "made-to-order" programme provides shipping within two weeks upon receipt of your purchase order at Corning. To see which items are available, please contact Corning Customer Care.

For more information, please contact Corning Customer Care at [00800 2676 4641](tel:0080026764641) or cc.emea@corning.com.

Uniboot Design

Allows one slim, round cable to carry two fibres for improved airflow and reduced congestion.

Corning® CleanAdvantage™ Technology and Optimised Dust Caps

Eliminates the need for scoping and cleaning prior to initial field connection.



Lock-out

Eliminates partial connections and accidental disconnects.

Polarity Management

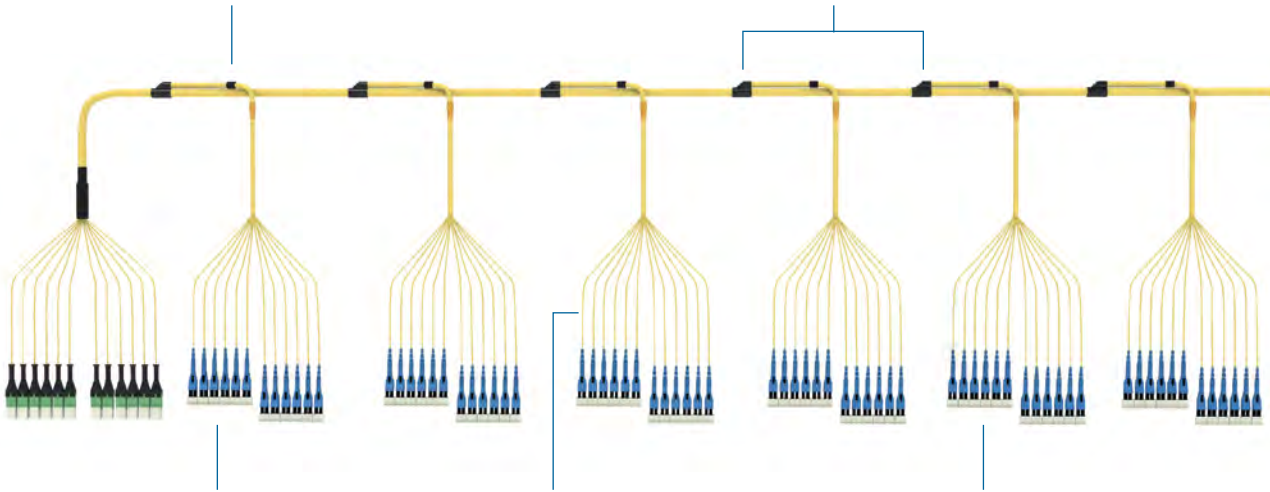
Tool-free, quick and easy conversion without exposing the fibres.

Protect Your Network with EDGE™ Lockable LC Uniboot Patch Cords

For more information, please view our family data sheet for [EDGE 2-Fibre Patch Cords](#).

A point-to-multi-point solution for server row cabling needs.

Access points along the cable personalised to your data centre design.



Feeder connectors at the end-of-row Goal Post/IDF.

Custom labelling and colour coding in the factory minimises field labor requirements.

Drop legs and connectors provide needed connectivity to each cabinet.

EDGE™ Distribution System

A New Path to Speed & Sustainability



Reduces server row cabling time by up to **75%**



Reduced tray congestion.
Tailored to your needs.

Learn more at www.corning.com/eme/en/edge-distribution-system



EDGE™ MDC Solution

Up to 3x density in the same footprint

The award-winning Corning EDGE™ solutions are high-density, pre-terminated optical cabling products that simplify installation and improve performance in data centre environments. The mini duplex connector (MDC) has recently been added to our portfolio to enable system scalability and achieve data rates of 200G, 400G, and 800G with space-saving, high-performance duplex connectivity.



Increase density

from 144 F up to 432 F in a 1U housing with the 36-fibre MDC module.



Universal wiring

of all components decreases complexity and risks associated with managing polarity during MACs (moves, adds, and changes).



Low-insertion-loss performance


allows for more mated pairs and/or longer link distances.



Reverse polarity MDC and LC

Uniboot patch cords allow for quick-and-easy polarity management in the field.

To learn more, visit our [EDGE MDC Solution](#) online.



Corning takes care of the cleaning process for you!

As a leader in optical fibre and connectivity, Corning understands the value of clean connectors. That's why we developed a new factory cleaning and sealing process, Corning® CleanAdvantage™ technology, ensuring a pristine end face upon first use for all our EDGE™ and EDGE8® solutions. So, go ahead and uncap that CleanAdvantage connector and connect with confidence.



Save up to **17%** install time

No need for cleaning or visual inspection before the first install.



Save up to **95%** on consumables

No cleaning pens, cassettes, or wipes necessary.



Minimises debris transfer

Reduces the risk of debris transfer on the end face, minimises signal degradation.



Standardised offering

High density paired with high performance at no extra cost.

Learn more at www.corning.com/cleanadvantage/emea

Transmission Performance/Insertion Loss

	OM3/OM4	OS2
Optical Fibre Type (µm)	50 Multimode	Single-mode
Wavelength (nm)	850	1,310/1,550
Maximum Attenuation (dB/km)	2.8	0.4/0.3
Minimum Effective Modal Bandwidth (EMB) (MHz•km)	2,000/4,700	-/-

Maximum Insertion Loss (dB) for Connector Pairs	LC	MTP®
OM3/OM4 EDGE™ and Plug & Play™	0.15	0.35
OM3/OM4 EDGE8® and EDGE ULL	0.10	0.25
OS2 EDGE and Plug & Play	0.50	0.75
OS2 EDGE8 and EDGE ULL	0.25	0.35

Ethernet Data Rate	Nomenclature	Fibre Type	Maximum Channel Insertion Loss (dB)	Maximum Link Length (m)
1G	1000BASE-SX	OM3	4.5	1,000
10G	10GBASE-SR	OM3/OM4	2.6/2.34	300/550
40G	40GBASE-SR4	OM3/OM4	1.9/1.5	100/150
100G	100GBASE-SR10	OM3/OM4	1.9/1.5	100/150
100G	100GBASE-SR4	OM3/OM4	1.8/1.9	70/100
400G	400GBASE-SR4.2	OM3/OM4	1.7/1.8	70/100
400G	400GBASE-SR8	OM3/OM4	1.8/1.9	70/100

Fibre Channel Data Rate	Nomenclature	Fibre Type	Maximum Channel Insertion Loss (dB)	Maximum Link Length (m)
4 Gb/s	400-M5E-SN-1	OM3/OM4	2.88/3.02	380/420
8 Gb/s	800-M5E-SN-1	OM3/OM4	2.19/2.22	150/190
16 Gb/s	1600-M5E-SN-1	OM3/OM4	1.95/1.97	100/125
32 Gb/s	3200-M5E-SN-S 3200-M5F-SN-1	OM3/OM4	1.75/1.86	70/100
128 Gb/s	128GFC-SW4	OM3/OM4	1.75/1.86	70/100



Fibre Channel and Ethernet Derating Tables

4G, 8G, 10G, 16G and 32G Fibre Channel Distance Capability and Channel Insertion Loss 12-Fibre MTP® Connectivity

Corning Fibre Solutions	Data Rate Gb/s	Number of MTP® Connections Distance (m)/Channel Insertion Loss (dB)				
		2	3	4	5	6
Laser-Optimised 50/125 µm OM3	4	500/2.26	480/2.45	460/2.47	440/2.62	420/2.78
	8	215/1.40	205/1.62	195/1.71	185/1.86	175/2.03
	10*	320/3.45	320/3.45	320/3.45	320/3.01	320/3.01
	16	140/1.17	135/1.35	120/1.54	115/1.65	110/1.81
	32	85/1.33	85/1.33	85/1.33	85/1.33	80/1.57
Laser-Optimised 50/125 µm OM4	4	600/2.64	580/2.78	560/2.76	540/2.88	520/3.00
	8	270/1.59	265/1.73	245/1.85	235/2.00	225/2.14
	10*	485/2.45	485/2.45	475/2.52	470/2.89	470/2.89
	16	190/1.31	180/1.49	165/1.62	155/1.78	145/1.93
	32	135/1.00	130/1.18	125/1.37	120/1.54	120/1.54

1G, 10G, 40G, and 100G Ethernet Distance Capability and Channel Insertion Loss 12-Fibre MTP Connectivity

Corning Fibre Solutions	Data Rate Gb/s	Number of MTP Connections Distance (m)/Channel Insertion Loss (dB)				
		2	3	4	5	6
Laser-Optimised 50/125 µm OM3	1	1,100/4.14	1,000/4.68	1,000/4.68	1,000/4.68	950/4.89
	10*	320/3.45	320/3.45	320/3.45	320/3.01	320/3.01
	40/100**	145/1.00	140/1.16	130/1.38	125/1.51	125/1.51
	100***	85/1.48	85/1.45	85/1.40	85/1.38	80/1.64
Laser-Optimised 50/125 µm OM4	1	1,100/4.51	1,100/4.51	1,050/4.76	1,050/4.76	1,000/4.97
	10*	485/2.45	485/2.45	475/2.52	470/2.89	470/2.89
	40/100**	195/1.07	185/1.29	170/1.50	150/1.54	145/1.62
	100***	135/1.09	130/1.29	125/1.46	125/1.46	120/1.61

*Assume 10GBASE-SR SFP+ compliant transceivers




























**802.3ba 100G 10G/lane

***802.3bm 100G 25G/lane



1G to 800G Migration

Choose a cabling infrastructure that will support current and future requirements.

1G to 800G Migration Path for Data Centre Infrastructures									
Data Rate	Trunk Cable	1G	10G	40G (BiDi or WDM)	40G Parallel	40G Extended Reach	100G	400G	800G
Number of Fibres		2	2	2	8	8	4/8	16/8	16/8
EDGE8® (Base-8)									
EDGE™ (Base-12)									
Plug & Play™ (Base-12)									
Connectivity Interface		LC	LC	LC	MTP*	MTP	MTP	MTP	MTP

 Requires no cabling upgrade

 67% fibre utilisation or requires use of conversion modules



Designed to Enable EDGE™ and EDGE8® High-Density Solutions

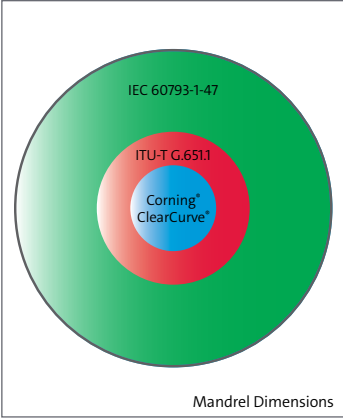
Did you know Corning® ClearCurve® bend-insensitive OM3/OM4 multimode fibres offer outstanding transmission performance in fibre optic cabling systems? ClearCurve fibres are the world's first laser-optimised multimode fibres to withstand tight bends at or below a 7.5 mm radius with substantially less signal loss than traditional multimode fibres whilst being fully standards-compliant and backward compatible.

ClearCurve optical fibre is a key element to ensure operational reliability when designing custom-engineered components, thanks to the significant reduction in macrobend loss even in the most challenging bend scenarios. This allows us to provide significantly greater density across the range, combined with simple design and integration for LAN and SAN areas within the data centre whilst the pre-terminated components allow for reduced installation time and faster moves, adds, and changes (MACs).

Corning® SMF-28® Ultra optical fibre is an ITU-T recommendation G.652.D compliant optical fibre. Utilising our enhanced low-loss and bend-fibre technologies, this full-spectrum fibre has bend performance that exceeds the ITU-T recommendation G.657.A1 standard. SMF-28 Ultra fibre offers industry-leading specifications for attenuation, macrobend loss, and polarisation mode dispersion values, which provide a solid foundation for new network deployments as well as upgrades to existing networks.

Since bringing the first fibre to the market more than 50 years ago, our leadership in single-mode fibre innovation has been unparalleled.

Recommended Standards for Multimode Fibre According to ITU or IEC



The IEC 60793-1-47 Standard			
Mandrel Radius	Number of Turns	Maximum Attenuation at 850 nm	Maximum Attenuation at 1,300 nm
37.5 mm	100	< 0.5 dB	< 0.5 dB










The ITU-T G.651.1 Standard			
Mandrel Radius	Number of Turns	Maximum Attenuation at 850 nm	Maximum Attenuation at 1,300 nm
15 mm	2	< 1.0 dB	< 1.0 dB

Corning® ClearCurve® Multimode Standard*			
Mandrel Radius	Number of Turns	Maximum Attenuation at 850 nm	Maximum Attenuation at 1,300 nm
37.5 mm	100	< 0.15 dB	< 0.15 dB
15 mm	2	< 0.1 dB	< 0.3 dB
7.5 mm	2	< 0.2 dB	< 0.5 dB

*There is no specification for multimode fibres with bending radii up to 7.5 mm













Parallel Optic Systems

Build your solution for parallel optic systems based on MTP® Base-8 or Base-12 by following the simple steps outlined below.

	EDGE8® Solutions	EDGE™ Solutions	Plug & Play™ Systems
1 Housing	 <p>4U up to 288 MTP® ports (Base-8) with 2,304 fibres</p>	 <p>4U up to 288 MTP ports (Base-12) with 3,456 fibres</p>	 <p>4U up to 144 MTP ports (Base-12) with 1,728 fibres</p>
2 Trunks	 <p>8, 16, 24, 32, 48, 72, and 96 fibres</p>	 <p>12, 24, 48, 72, 96, and 144 fibres</p>	 <p>12, 24, 48, 72, 96, and 144 fibres</p>
3 Adapter Panels	 <p>8-, 16-, 24-, and 32-Fibre Adapter Panel</p>	 <p>12-, 24-, and 72-Fibre Adapter Panel</p>	 <p>72-, 96-, and 144-Fibre Adapter Panel</p>
4 Patch Cords	 <p>MTP without Pin – MTP without Pin</p>	 <p>MTP without Pin – MTP without Pin MTP with Pin – MTP without Pin MTP with Pin – MTP with Pin</p>	 <p>MTP without Pin – MTP without Pin MTP with Pin – MTP without Pin MTP with Pin – MTP with Pin</p>


Duplex Optic Systems

Build your solution for duplex systems by following the simple steps outlined below.

	EDGE8 [®] Solutions	EDGE [™] Solutions	Plug & Play [™] Systems
1 Housing	 <p>4U Breaks Out 288 MTP[®] ports (Base-8) with 2,304 fibres up to 1,152 LC duplex connections</p>	 <p>4U Breaks Out 288 MTP ports (Base-12) with 3,456 fibres up to 1,728 LC duplex connections</p>	 <p>4U Breaks Out 144 MTP ports (Base-12) with 1,728 fibres up to 864 LC duplex connections</p>
2 Trunks	 <p>8, 16, 24, 32, 48, 72, and 96 fibres</p>	 <p>12, 24, 48, 72, 96, and 144 fibres</p>	 <p>12, 24, 48, 72, 96, and 144 fibres</p>
3 Adapter Panels	 <p>EDGE8 Adapter Panel</p>	 <p>EDGE Adapter Panel</p>	 <p>Plug & Play Adapter Panel</p>
4 Harnesses	 <p>EDGE8 Harness, 8 fibres</p>	 <p>EDGE Harness, 12 fibres</p>	<div style="text-align: center;">OR</div>  <p>Plug & Play Harness, 12 fibres</p>

Duplex Optical Systems

Build your solution for duplex systems by following the simple steps outlined below.

	EDGE8 [®] Solutions	EDGE [™] Solutions	Plug & Play [™] Systems
1 Housing	 <p>4U up to 288 LC duplex ports with 576 fibres</p>	 <p>4U up to 288 LC duplex ports with 576 fibres</p>	 <p>4U up to 144 LC duplex ports with 288 fibres</p>
2 Trunks	 <p>8, 16, 24, 32, 48, 72, and 96 fibres</p>	 <p>12, 24, 48, 72, 96, and 144 fibres</p>	 <p>12, 24, 48, 72, 96, and 144 fibres</p>
3 MTP [®] to LC Duplex Modules	 <p>Module 8 Fibres</p>	 <p>Module 12 Fibres</p>  <p>Module 36 Fibres</p>	 <p>Module 24 Fibres</p>
4 Patch Cords	 <p>LC Duplex – LC Duplex Uniboot</p>	 <p>LC Duplex Uniboot – MDC</p>  <p>MDC – MDC</p>	<p>OR</p>  <p>SC Duplex – LC Duplex Uniboot</p>






EDGE8® Solutions Contents

EDGE8® Solutions	18
EDGE8 Housings.	19
EDGE8 Trunks	20
EDGE8 MTP® Adapter Panels.	21
EDGE8 Universal Modules	22
EDGE8 Port Breakout Modules	23
EDGE8 Harnesses	24
EDGE8 MTP Patch Cords	25
Duplex Fibre Patch Cords.	26

EDGE8® Solutions

This is an overview of the EDGE8® solution, to learn more, please visit: www.corning.com/emea/en/edge8



EDGE8® Housings

EDGE8® high-density housings mount in 19-in racks or cabinets and provide industry-leading ultra-high-density connectivity when combined with EDGE8 modules, panels, harnesses, trunks, and patch cords. The unique design of EDGE8 housings includes sliding drawers enabling module or panel installation from the front or rear of the housing. Each sliding drawer contains integrated cable routing elements to support effective patch cord management whilst providing unprecedented finger access without the need for tools or other accessories. The mounting and removal of trunks is a simple, quick, and tool-less operation enabling rapid deployment of high-fibre-count trunks for faster moves, adds, and changes (MACs).



EDGE8® Housings

Description	Maximum Capacity EDGE8 Module	Maximum Capacity MTP® Panel (Base-8)	Catalogue Number
19-in 4U EDGE8 Housing with 12 separate sliding trays	288 x LC duplex ports (576 fibre)	288 x MTP ports (2,304 fibre)	EDGE8-04U
19-in 1U EDGE8 Housing with 3 separate sliding trays	72 x LC duplex ports (144 fibre)	72 x MTP ports (576 fibre)	EDGE8-01U-SP

EDGE8® Trunks

EDGE8® MTP® trunks are pre-terminated cables with ultra-low-loss 8-fibre MTP® PRO connectors. These trunks provide the backbone of the passive network infrastructure and thanks to the superior design containing Corning® ClearCurve® fibre, they enable rapid deployment for your campus LAN or data centre facility.

All trunks are manufactured with MTP PRO push-pull connectors for easy mating and unmating in dense applications and Corning® CleanAdvantage™ technology. They are shipped with strain-relief clips, allowing for easy-and-quick tool-less installation in both EDGE8 solutions and Plug & Play™ systems housings.



EDGE8® Trunks			
Fibre Type	OM3	OM4**	OS2
Cable Colour	Aqua	Aqua	Yellow
Fibre Count	Catalogue Number	Catalogue Number	Catalogue Number
8	GE5E508TLZDDUxxx.xM*	GE5E508QLZDDUxxx.xM	GE7E708GLZDDUxxx.xM
16	GE5E516TLZDDUxxx.xM	GE5E516QLZDDUxxx.xM	GE7E716GLZDDUxxx.xM
24	GE5E524TLZDDUxxx.xM	GE5E524QLZDDUxxx.xM	GE7E724GLZDDUxxx.xM
32	GE5E532TLZDDUxxx.xM	GE5E532QLZDDUxxx.xM	GE7E732GLZDDUxxx.xM
48	GE5E548TLZDDUxxx.xM	GE5E548QLZDDUxxx.xM	GE7E748GLZDDUxxx.xM
72	GE5E572TLZDDUxxx.xM	GE5E572QLZDDUxxx.xM	GE7E772GLZDDUxxx.xM
96	GE5E596TLZDDUxxx.xM	GE5E596QLZDDUxxx.xM	GE7E796GLZDDUxxx.xM


*Select the trunk length (plug-to-plug): replace xxx.x with 002-300.5; M = metre. Trunks can be ordered in 0.5 m increments. The first letter of the part code denotes the pulling grip type: G = grip on first end, D = grip on both ends, Z = no grip

For additional fibre counts up to 288 F, please check the online catalogue.

**For OM4 heather violet products, please contact Corning Customer Care at 00800 2676 4641 or cc.emea@corning.com and add -VI at the end of the part number (example: GE5E524QLZDDUxxx.xM-VI).

EDGE8® MTP® Adapter Panels

EDGE8® adapter panels are pass-through panels with a single row of MTP® adapters available in 1-,2-,3-, or 4-port variants. The backbone trunks connect at the rear of the adapters, providing various options at the front from end-to-end links with patch cords or harness solutions or as a cross-connect in the main distribution area (MDA). The MTP adapter panel is the easiest way to implement a parallel optic application in your data centre whilst retaining the existing hardware. All EDGE8 adapter panels can be installed from the front or the rear of any EDGE8 hardware using a simple release mechanism, negating the need for any special tools.



EDGE8® MTP® Adapter Panels		
Fibre Type	OM4*	OS2
MTP Adapters	Catalogue Number	Catalogue Number
1	EDGE8-CP08-V3	EDGE8-CP08-V1
2	EDGE8-CP16-V3	EDGE8-CP16-V1
3	EDGE8-CP24-V3	EDGE8-CP24-V1
4	EDGE8-CP32-V3	EDGE8-CP32-V1

**For OM4 violet products, please contact Corning Customer Care at 00800 2676 4641 or cc.emea@corning.com.*

EDGE8® Universal Modules

EDGE8® modules provide the interface between the MTP® connector on the EDGE8 trunk and the LC duplex patch cords that will connect directly to the electronics or as a cross-connect in the main distribution area (MDA). The internal wiring follows the universal wiring scheme to ensure the correct fibre polarity is maintained throughout the system independent of how many modules are utilised within the link. Ultra-low-loss performance of the module allows for multiple connections without compromising the tight loss budgets associated with higher-speed applications, permitting longer links than specified by the standards. Specially designed shutters ensure the end face of the connectors are never touched and replace the standard dust caps that, typically removed, are never replaced. In addition, the shutters are visual fault locator (VFL) compatible to allow easy port identification whilst diffusing the VFL light to ensure adequate eye safety.




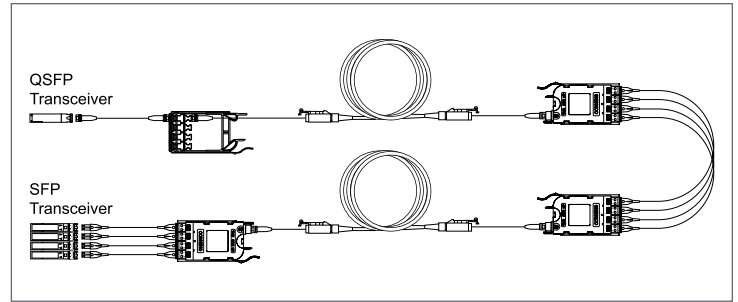

EDGE8® Universal Modules			
Fibre Type	OM4*	OS2	Fibre Type
Connector Type	Catalogue Number	Catalogue Number	Adapter Colour Front
PC	ECM8-UM08-05-E6Q-ULL	–	Aqua
UPC	–	ECM8-UM08-04-E8G-ULL	Blue

**For OM4 violet products, please contact Corning Customer Care at 00800 2676 4641 or cc.emea@corning.com and add -VI at the end of the part number (example: ECM8-UM08-05-E6Q-ULL-VI).*

EDGE8® Port Breakout Modules

EDGE8® port breakout modules are designed to provide additional flexibility and space savings to the system whilst utilising the cost-saving benefits of disaggregating a single 40G QSFP port into four 10G SFP+ ports. Deploying 40G QSFP ports and port breakout modules in the MDA can reduce the number of chassis and line cards by two-thirds when compared to 10G SFP+ ports for additional savings in density and power requirements.

In this example, each row of QSFP ports (18) can be replicated by a single 1U EDGE8-SP housing.



EDGE8® Port Breakout Modules			
Fibre Type	OM4**	OS2	Fibre Type
Connector Type	Catalogue Number	Catalogue Number	Adapter Colour Front
PC	ECM8-05E6-QEZB-xxx.xM*	–	Aqua
UPC	–	ECM8-04E7-GEZB-xxx.xM	Blue

*Select the module length (tip-to-tip): replace xxx.x with 000.5-025.5; M = metre. Modules can be ordered in 0.5 m increments.

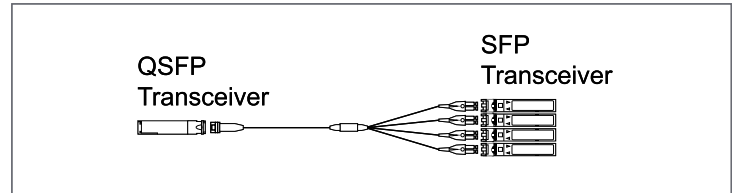
**For OM4 heather violet products, please contact Corning Customer Care at 00800 2676 4641 or cc.emea@corning.com and add -VI at the end of the part number (example: ECM8-05E6-QEZB-xxx.xM-VI).

EDGE8® Harnesses

The EDGE8® QSFP to SFP+ harness is an MTP® to four LC duplex assembly designed to disaggregate a 1 x 40G port into four LC duplex ports to benefit from the potential cost savings associated with 40G electronics. Similar to the port breakout module, an EDGE8 harness can be deployed in an equipment distribution area (EDA) to direct connect active electronics to the cabling infrastructure. Disaggregating a 1 x 40G port into four 10G ports can only be achieved through parallel optics. EDGE8 harnesses are available in both staggered and non-staggered options.

All harnesses are manufactured with Corning® CleanAdvantage™ technology featuring MTP PRO push-pull connectors for a simple polarity and field-friendly pinning change and allowing for easy mating and unmating in dense applications.

For polarity guidance, please refer to [AEN 156](#).
For stagger selection, please refer to [AEN 157](#).




EDGE8® Harnesses		
Fibre Type	OM4**	OS2
Stagger Type	Catalogue Number	Catalogue Number
1	HE67908QLZ-1Bxxx.xM*	HE87808GLZ-1Bxxx.xM
2	HE67908QLZ-2Bxxx.xM	HE87808GLZ-2Bxxx.xM
3	HE67908QLZ-3Bxxx.xM	HE87808GLZ-3Bxxx.xM
4	HE67908QLZ-4Bxxx.xM	HE87808GLZ-4Bxxx.xM
5	HE67908QLZ-5Bxxx.xM	HE87808GLZ-5Bxxx.xM

*Select the harness length (tip-to-tip): replace xxx.x with 000.5-006.5; M = metre. Harnesses can be ordered in 0.5 m increments.

**For OM4 heather violet products, please contact Corning Customer Care at 00800 2676 4641 or cc.emea@corning.com and add -VI at the end of the part number (example: HE67908QLZ-1Bxxx.xM-VI).

EDGE8® MTP® Patch Cords

The EDGE8® MTP® PRO patch cords with push-pull boot allow for a seamless migration to higher data rates in the data centre when used in conjunction with the EDGE8 pinned trunks. By pinning the trunks, we have removed the need to potentially stock three different patch cord variants for direct, interconnect, and cross-connect scenarios, meaning a pinless-to-pinless patch cord will support all installation requirements. These patch cords are wired to TIA-568 Type-B polarity as standard; however, other polarity and pin methods are available on request.



EDGE8® MTP® Patch Cords			
Fibre Type	OM3	OM4**	OS2
Cable Colour	Aqua	Aqua	Yellow
Catalogue Number	JE6E608TEZ-NBxxxM*	JE6E608QEZ-NBxxxM	JE8E808GEZ-NBxxxM

* Select the patch cord length (tip-to-tip): replace xxx.x with 000.5-020.5; M = metre. Patch cords can be ordered in 0.5 m increments.



**For OM4 heather violet products, please contact Corning Customer Care at 00800 2676 4641 or cc.emea@corning.com and add -VI at the end of the part number (example: JE6E608QEZ-NBxxxM-VI).

Base-8 (Pinned Trunks)		
Direct-Connect		→ Pinless – Pinless
Interconnect		→ Pinless – Pinless
Cross-Connect		→ Pinless – Pinless + Pinless – Pinless
1 patch cord configuration		

Duplex Fibre Patch Cords

Reverse polarity LC Uniboot patch cords allow for the quick-and-easy conversion from a TIA-568 A-B polarity to a TIA-568 A-A polarity without exposing the fibres or needing any tools. The patch cords come with a straight-through polarity from the factory but can be easily converted into a flipped cable without tools. The uniboot design allows one cable to carry two fibres, reducing the cable bulk when routing.

LC Uniboot patch cords are manufactured with Corning® CleanAdvantage™ technology and shipped with optimised caps, eliminating the need for cleaning and scoping before initial field connection.



Mini Duplex Connectors (MDC) offer reverse polarity by simply twisting the trigger, and a flexible push-pull boot allows easy finger access to plug/unplug connectors without the support of a connector clip or tool. For the integration of next-generation high-density transceivers with SN (Senko Nano) mating face or older SC connectors into existing LC duplex-based infrastructures, our EDGE™ patch cables also offer hybrid versions.

Duplex Fibre Patch Cords			
Modify Last Digits of Part Number to Needed Length, i.e., 02M for 2 metre. All Offered Fibres are Bend-Insensitive.			
Fibre Type	OM3	OM4*	OS2
Description	Part Number		
LC Duplex Uniboot – LC Duplex Uniboot Patch Cord 1 m	E797902TNZ20001M	E797902QNZ20001M	E787802GNZ20001M
LC Duplex Uniboot – SC Duplex Patch Cord 1 m	E795702TNZ20001M	E795702QNZ20001M	E787202GNZ20001M
LC Duplex Uniboot – MDC Patch Cord 1 m	E79MM02TNZ16001M	E79MM02QNZ16001M	E78MU02GNZ16001M
LC Duplex Uniboot – SN Patch Cord 1 m	E79NM02TNZ16001M	E79NM02QNZ16001M	E78NU02GNZ16001M

For length variations and different fibre types or connector styles, please visit our online catalogue.

*For OM4 heather violet products, please contact Corning Customer Care at 00800 2676 4641 or cc.emea@corning.com and add -VI at the end of the part number (example: E797902QNZ20001M-VI).

For length variations and different fibre types or connector styles, please visit our online catalogue or view our family specification for [EDGE 2-Fibre Patch Cords](#).









EDGE™ Solutions Contents

EDGE™ Solutions	28
EDGE Housings	29
EDGE Trunks	30
EDGE MTP® Adapter Panels	31
EDGE Universal Modules	32
EDGE Trunk Harness MTP® PRO (with pins) to 6x LC Duplex	33
MTP PRO Patch Cord for Parallel Optic Applications.	34
Duplex Fibre Patch Cords.	36
EDGE and EDGE8® Accessories.	37

EDGE™ Solutions

This is an overview of the complete EDGE™ solutions, to learn more, please visit www.corning.com/emea/en/edge



EDGE™ Housings

EDGE™ HD housings mount in 19-in racks or cabinets and provide industry-leading ultra-high-density connectivity when combined with EDGE modules, panels, harnesses, trunks, and patch cords. The unique design of EDGE HD housings include sliding drawers to enable module or panel installation from the front or rear of the housing. Each sliding drawer contains integrated cable routing elements to make real structured patch cord management possible whilst providing unprecedented finger access without the need for tools or any other accessories. The mounting and removal of trunks is a simple, quick, and tool-less operation enabling rapid deployment of high-fibre-count trunks for faster moves, adds, and changes (MACs).



EDGE™ Housings			
Description	Maximum Capacity EDGE Module	Maximum Capacity MTP® Panel (Base-12)	Catalogue Number
19-in 4U EDGE Housing with 12 separate sliding trays	288 x LC duplex ports (576 fibre)	288 x MTP ports (3,456 fibre)	EDGE-04U
19-in 1U EDGE Housing with 3 separate sliding trays	72 x LC duplex ports (144 fibre)	72 x MTP ports (864 fibre)	EDGE-01U-SP

EDGE™ Trunks

EDGE™ MTP® trunks are pre-terminated cables with 12-fibre MTP® PRO connectors on either side. The trunks build up the major skeleton of the passive network infrastructure, and thanks to the superior design, including Corning® ClearCurve® fibre, they enable rapid deployment for your campus LAN or data centre facility. All trunks are manufactured with MTP PRO push-pull connectors for easy mating and unmating in dense applications and Corning® CleanAdvantage™ technology. They are shipped with strain-relief clips, allowing for easy-and-quick tool-less installation in both EDGE solutions and Plug & Play™ systems housings.



EDGE™ Trunks			
Fibre Type	OM3	OM4**	OS2
Cable Colour	Aqua	Aqua	Yellow
Fibre Count	Catalogue Number	Catalogue Number	Catalogue Number
12	G757512TLZ88Uxxx.xM*	G757512QLZ88Uxxx.xM	G909012GLZ88Uxxx.xM
24	G757524TLZ88Uxxx.xM	G757524QLZ88Uxxx.xM	G909024GLZ88Uxxx.xM
48	G757548TLZ88Uxxx.xM	G757548QLZ88Uxxx.xM	G909048GLZ88Uxxx.xM
72	G757572TLZ88Uxxx.xM	G757572QLZ88Uxxx.xM	G909072GLZ88Uxxx.xM
96	G757596TLZ88Uxxx.xM	G757596QLZ88Uxxx.xM	G909096GLZ88Uxxx.xM
144	G7575E4TLZ88Uxxx.xM	G7575E4QLZ88Uxxx.xM	G9090E4GLZ88Uxxx.xM

*Select the trunk length (plug-to-plug): replace xxx.x with 001 to 999; M = metre.

The first letter of the part code denotes the pulling grip type: G = grip on first end, D = grip on both ends, Z = no grip. For additional fibre counts up to 576 F, please check the online catalogue.

**For OM4 heather violet products, please contact Corning Customer Care at 00800 2676 4641 or cc.emea@corning.com

and add -VI at the end of the part number (example: G757524QLZ88Uxxx.xM-VI).

EDGE™ MTP® Adapter Panels

EDGE™ adapter panels are pass-through patch panels with a single row of MTP® adapters. The backbone trunks connect at the rear of the adapters, with various options possible at the front, from end-to-end links with patch cord or harness solutions, or as a cross-connect used in the main distribution area (MDA). The MTP adapter panel is the easiest way to implement parallel optic applications in your data centre whilst retaining the existing hardware.

EDGE 72-fibre MTP panels (6x MTP) feature reversible translucent shuttered MTP adapters at the front of the panel.



EDGE™ MTP® Adapter Panels			
Fibre Type	OM3	OM4*	OS2
MTP Adapters	Catalogue Number	Catalogue Number	Catalogue Number
2	EDGE-CP24-E3	EDGE-CP24-E3	EDGE-CP24-90
4	EDGE-CP48-E3	EDGE-CP48-E3	EDGE-CP48-90
6	EDGE-CP72-U3	EDGE-CP72-U3	EDGE-CP72-U1

*For OM4 violet products, please contact Corning Customer Care at 00800 2676 4641 or cc.emea@corning.com.

EDGE™ Modules

EDGE™ ultra-low-loss modules allow for extended-reach capabilities in high-speed serial duplex transmission. OM3/OM4/OM5 EDGE ultra-low-loss modules are specified to 0.35 dB compared to 0.5 dB for the low-loss EDGE module. The OS2 EDGE ultra-low-loss modules are specified to 0.60 dB compared to 1.0 dB for the standard EDGE module.

EDGE modules provide an interface between the MTP® connector on an MTP trunk and the LC duplex patch cords that connect directly to the electronics.



Ultra-Low-Loss EDGE™ Modules			
Fibre Type	OM3	OM4*	OS2
Connector Type	Part Number	Part Number	Part Number
PC	ECM-UM12-05-93T-ULL	ECM-UM12-05-93Q-ULL	–
UPC	–	–	ECM-UM12-04-89G-ULL

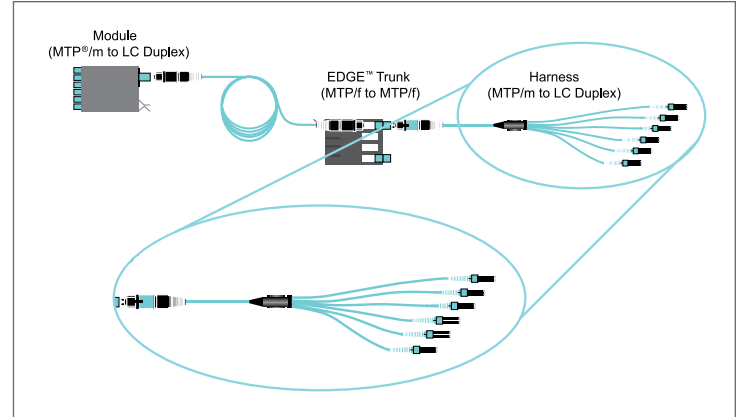
Low-Loss EDGE™ Modules			
Fibre Type	OM3	OM4*	OS2
Connector Type	Part Number	Part Number	Part Number
PC	ECM-UM12-05-93T	ECM-UM12-05-93Q	–
UPC	–	–	ECM-UM12-04-89G

**For OM4 heather violet products, please contact Corning Customer Care at 00800 2676 4641 or cc.emea@corning.com and add -VI at the end of the part number (example: ECM-UM12-05-93Q-VI).*

EDGE™ Trunk Harness MTP® PRO (with pins) to 6x LC Duplex

The EDGE™ trunk harness is designed to facilitate an interconnect point when the electronics are located in a separate area from the cross-connect or patching field. The harness comes with duplex LC connectors to interface with the electronics and a pinned MTP PRO push-pull connector to connect into a trunk. This can be used in an equipment distribution area (EDA). They are manufactured with Corning® CleanAdvantage™ technology and shipped with optimised dust caps, eliminating the need for scoping and cleaning prior to initial field connection.

For polarity guidance, please refer to [AEN 156](#).
For stagger selection, please refer to [AEN 157](#).



EDGE™ Trunk Harness MTP® PRO (with pins) to 6x LC Duplex			
Fibre Type	OM3	OM4**	OS2
Cable Colour	Aqua	Aqua	Yellow
Stagger Type	Catalogue Number	Catalogue Number	Catalogue Number
1	H937912TLZ-1Axxx.xM*	H937912QLZ-1Axxx.xM	H897812GLZ-1Axxx.xM
2	H937912TLZ-2Axxx.xM	H937912QLZ-2Axxx.xM	H897812GLZ-2Axxx.xM
3	H937912TLZ-3Axxx.xM	H937912QLZ-3Axxx.xM	H897812GLZ-3Axxx.xM
4	H937912TLZ-4Axxx.xM	H937912QLZ-4Axxx.xM	H897812GLZ-4Axxx.xM
5	H937912TLZ-5Axxx.xM	H937912QLZ-5Axxx.xM	H897812GLZ-5Axxx.xM

*Select the harness length (tip-to-tip): replace xxx.x with 000.5-006.5; M = metre. Harnesses can be ordered in 0.5 m increments.

**For OM4 heather violet products, please contact Corning Customer Care at 00800 2676 4641 or cc.emea@corning.com and add -VI at the end of the part number (example: H937912QLZ-2Axxx.xM-VI).

MTP® PRO Patch Cords for Parallel Optic Applications

EDGE™ MTP PRO patch cords are used to create a connection between MTP adapter panels, conversion modules, and electronics, typically providing connectivity within the rack or within the row. With a 2.0 mm outside diameter, they are smaller than traditional 12-fibre patch cords, providing improved finger access as well as reduced congestion and increased airflow in the horizontal and vertical rack space.

MTP patch cords are manufactured using Corning® CleanAdvantage™ technology and shipped with optimised dust caps, eliminating the need for cleaning and scoping before the initial field connection. They are built with MTP PRO push-pull connectors, allowing for a simple field-pinning and polarity change without removing the connector housing and allowing for easy mating/unmating in extreme dense applications.



Patch Cord Type	Application	Pin Option	To Be Used with Trunk	Patch Cord Polarity
1	Direct-connect	Without pins – without pins	Type B (Universal)	
2	Interconnect	With pins – without pins	Type B (Universal)	Type B (Universal)
3	Cross-connect	With pins – with pins	Type B (Universal)	Type B (Universal)

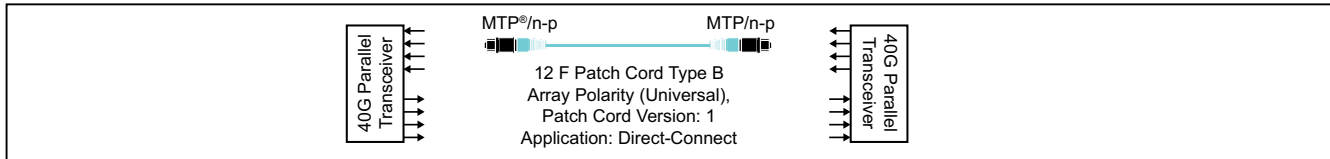
Fibre Type	OM3	OM4**	OS2	Fibre Type
Cable Colour	Aqua	Aqua	Yellow	Cable Colour
Patch Cord Type	Catalogue Number	Catalogue Number	Catalogue Number	Length
1	J757512TEZ-NBxxxM*	J757512QEZ-NBxxxM	J909012GEZ-NBxxxM	1 up to 20 m
2	J759312TEZ-NBxxxM	J759312QEZ-NBxxxM	J899012GEZ-NBxxxM	1 up to 20 m
3	J939312TEZ-NBxxxM	J939312QEZ-NBxxxM	J898912GEZ-NBxxxM	1 up to 20 m

*Select the patch cord length (tip-to-tip): replace NBxxxM to NB001M for 1 m up to NB020M for 20 m. Patch cords can be ordered in 0.5 m increments.

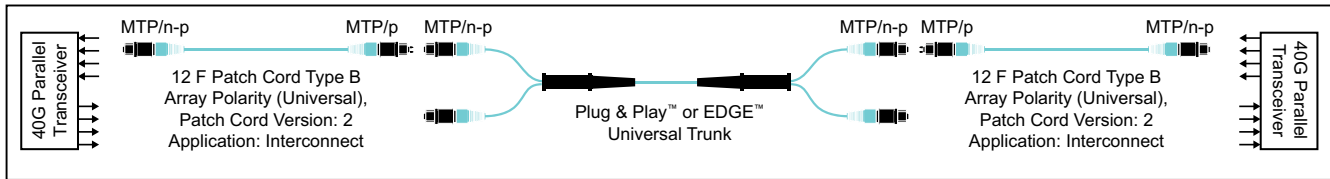
**For OM4 heather violet products, please contact Corning Customer Care at 00800 2676 4641 or cc.emea@corning.com and add -VI at the end of the part number (example: J757512QEZ-NBxxxM-VI).

MTP® PRO Patch Cords for Parallel Optic Applications

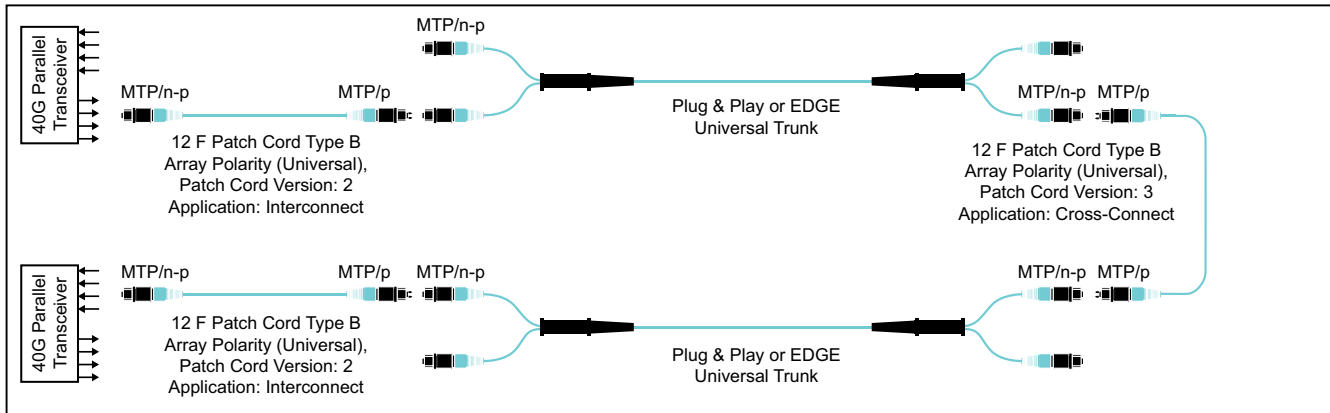
Application: Direct-Connect (connection between active parallel optic devices)



Application: Interconnect (connection from device to patch panel)




Application: Interconnect and Cross-Connect (connection from patch panel to patch panel)



Duplex Fibre Patch Cords

Reverse polarity LC Uniboot patch cords allow for the quick-and-easy conversion from a TIA-568 A-B polarity to a TIA-568 A-A polarity without exposing the fibres or needing any tools. The patch cords come with a straight-through polarity from the factory but can be easily converted into a flipped cable without tools. The uniboot design allows one cable to carry two fibres, reducing the cable bulk when routing.

LC Uniboot patch cords are manufactured with Corning® CleanAdvantage™ technology and shipped with optimised caps, eliminating the need for cleaning and scoping before initial field connection.



Mini Duplex Connectors (MDC) offer reverse polarity by simply twisting the trigger, and a flexible push-pull boot allows easy finger access to plug/unplug connectors without the support of a connector clip or tool. For the integration of next-generation high-density transceivers with SN (Senko Nano) mating face or older SC connectors into existing LC duplex-based infrastructures, our EDGE™ patch cables also offer hybrid versions.

Duplex Fibre Patch Cords			
Modify Last Digits of Part Number to Needed Length, i.e., 02M for 2 metre. All Offered Fibres are Bend-Insensitive.			
Fibre Type	OM3	OM4*	OS2
Description	Part Number		
LC Duplex Uniboot – LC Duplex Uniboot Patch Cord 1 m	E797902TNZ20001M	E797902QNZ20001M	E787802GNZ20001M
LC Duplex Uniboot – SC Duplex Patch Cord 1 m	E795702TNZ20001M	E795702QNZ20001M	E787202GNZ20001M
LC Duplex Uniboot – MDC Patch Cord 1 m	E79MM02TNZ16001M	E79MM02QNZ16001M	E78MU02GNZ16001M
LC Duplex Uniboot – SN Patch Cord 1 m	E79NM02TNZ16001M	E79NM02QNZ16001M	E78NU02GNZ16001M

For length variations and different fibre types or connector styles, please visit our online catalogue.

*For OM4 heather violet products, please contact Corning Customer Care at 00800 2676 4641 or cc.emea@corning.com and add -VI at the end of the part number (example: E797902QNZ20001M-VI).

For length variations and different fibre types or connector styles, please visit our online catalogue or view our family specification for [EDGE 2-Fibre Patch Cords](#).

EDGE™ and EDGE8® Accessories



Description	Description	Description
EDGE™ Solutions Strain-Relief Bracket, CDF, accommodating four EDGE solutions clips	Single-Fibre Port Cleaner for LC, keyed LC, and MU connector end faces for both UPC and APC polishes	Fibre Optic Cleaning Tool for MTP® connectors
Catalogue Number	Catalogue Number	Catalogue Number
EDGE-CDF-RJ04-BKT	CLEANER-PORT-LC	2104466-01
Units per Delivery	Units per Delivery	Units per Delivery
1/1	1/1	1/1






Plug & Play™ Systems Contents

Plug & Play™ Solutions	39
PCH Plug & Play Housings	40
Plug & Play Trunks.	41
Plug & Play Universal Modules	42
Plug & Play Adapter Panels	43
Plug & Play Trunk Harness MTP® PRO (with pins) to 6x LC Duplex	44
Plug & Play MTP PRO Patch Cords for Parallel Optic Applications.	45
Duplex Fibre Patch Cords.	47
Standard Plug & Play Accessories	48


Plug & Play™ Systems

This is an overview of the Plug & Play™ systems, for more information, please refer to [our online catalogue](#).



PCH Plug & Play™ Housings

PCH Plug & Play™ housings mount in 19-in racks or cabinets and provide industry-leading density when combined with Plug & Play modules, panels, harnesses, trunks, and patch cords. The housings enable quick deployment of the module or panel in the housing. The PCH-M3-01U contains a sliding drawer with integrated patch cord protection and a labelling element on the rear side of the front door. The PCH-04U housing contains an integral hinged patch cord manager on the front, which can be locked in the “up” position for an additional 1U of horizontal patch cord management or left in the default “down” position to provide additional capacity for routing along the top of the housing. The mounting and removal of trunks in both housings is a simple, quick, and tool-less operation enabling rapid deployment. Additional mounting brackets for trunks are shown on the accessory page.



PCH Plug & Play™ Housings

Description	Maximum Capacity Plug & Play Module	Maximum Capacity MTP® Panel (Base-12)	Catalogue Number
19-in 4U Plug & Play Housing for up to 12 Plug & Play modules or CCHE adapter panels	144 x LC Duplex Ports (288 fibre)	144 x MTP Ports (1,728 fibre)	PCH-04U
19-in 1U Plug & Play Housing for up to 3 Plug & Play modules or CCHE adapter panels	36 x LC Duplex Ports (72 fibre)	36 x MTP Ports (432 fibre)	PCH-M3-01U

Plug & Play™ Trunks

Plug & Play™ MTP® PRO trunks are pre-terminated cables with 12-fibre MTP PRO connectors with push-pull boots on either side. The trunks build up the major skeleton of the passive network infrastructure, and thanks to the superior design including Corning® ClearCurve® fibres, they enable rapid deployment for your campus LAN or data centre facility.



Plug & Play™ Trunks			
Fibre Type	OM3***	OM4**/***	OS2
Cable Colour	Aqua	Aqua	Yellow
Fibre Count	Catalogue Number	Catalogue Number	Catalogue Number
12	N696912TEZDDUxxxM*	N696912QEZDDUxxxM	N909012GEZDDUxxxM
24	N696924TEZDDUxxxM	N696924QEZDDUxxxM	N909024GEZDDUxxxM
48	N696948TEZDDUxxxM	N696948QEZDDUxxxM	N909048GEZDDUxxxM
72	N696972TEZDDUxxxM	N696972QEZDDUxxxM	N909072GEZDDUxxxM
96	N696996TEZDDUxxxM	N696996QEZDDUxxxM	N909096GEZDDUxxxM
144	N6969E4TEZDDUxxxM	N6969E4QEZDDUxxxM	N9090E4GEZDDUxxxM

*Select the trunk length (furcation point to furcation point): replace xxx with 001 to 999; M = metre.

The first letter of the part code denotes the pulling grip type: A = grip on first end, B = grip on both ends, N = no grip

**For OM4 heather violet products, please contact Corning Customer Care at 00800 2676 4641 or cc.emea@corning.com and add -VI at the end of the part number (example: N696912QEZDDUxxxM-VI).

***Low Loss option for multimode available upon request

Plug & Play™ Modules

Plug & Play™ modules provide the interface between the MTP® PRO connector on the trunk and the LC duplex patch cords that connect directly into the electronics or as a cross-connect in the main distribution area (MDA). The internal wiring based on universal polarity ensures the correct fibre polarity throughout the entire system, independent of how many modules are implemented within the link. Specially designed indents in the shutters ensure that the end faces of the connectors are never touched. In addition, the shutters are visual fault locator (VFL) compatible allowing easy port identification whilst defusing the VFL light to provide adequate eye safety.



Plug & Play™ Universal Modules

Fibre Type	OM3	OM4*	OS2	Fibre Type
Connector Type	Catalogue Number	Catalogue Number	Catalogue Number	Adapter Colour Front
PC	CCH-UM24-05-93T	CCH-UM24-05-93Q	–	Aqua
UPC	–	–	CCH-UM24-04-89G	Blue

*For OM4 violet products, please contact Corning Customer Care at 00800 2676 4641 or cc.emea@corning.com.

Plug & Play™ Adapter Panels

Plug & Play™ adapter panels are a pass-through patch panel with a single row of MTP® adapters. The backbone trunks connect at the rear of the adapters, and then various options are possible at the front, from end-to-end links with patch cord or harness solutions or as a cross-connect used in MDA. The MTP adapter panel is a simple way to implement parallel optic applications in your data centre whilst retaining the existing hardware. All Plug & Play adapter panels can be installed using a simple release mechanism, without any specialised tools.



Plug & Play™ Adapter Panels

Fibre Type	OM3	OM4*	OM2
Connector Type	Catalogue Number	Catalogue Number	Catalogue Number
6x MTP*	CCHE-CP72-E3	CCHE-CP72-E3	CCHE-CP72-89
8x MTP	CCHE-CP96-E3	CCHE-CP96-E3	CCHE-CP96-89
12x MTP	CCHE-CPE4-E3	CCHE-CPE4-E3	CCHE-CPE4-89
12 LC Duplex	CCHE-CP24-E4	CCHE-CP24-E4	CCHE-CP24-04

*For OM4 violet products, please contact Corning Customer Care at 00800 2676 4641 or cc.emea@corning.com.

Plug & Play™ Trunk Harness MTP® PRO (with pins) to 6x LC Duplex

The Plug & Play™ trunk harness creates a connection point when the electronics are in a different location than the cross-connect or patching field. The harness is supplied with duplex LC connectors, which are plugged into the electronics (LC interface) and an MTP® PRO connector with pin for connection to trunks. The breakout cables are preferably used in EDAs of core or director switches.

All harnesses are equipped with MTP PRO Push-Pull connectors for easy pin and polarity changes in the field while enabling easier mating and unmating in extremely dense applications.

For information on polarity, please refer to Application Engineering Note [AEN 156](#).

Information regarding staggered harness variants for various switch blade types can be found in [AEN 157](#).



Fibre Type	OM3	OM4**	OS2
Cable Colour	Aqua	Aqua	Yellow
Leg Length	Catalogue Number	Catalogue Number	Catalogue Number
300 mm	H700512TEZ-JAxxx.xM*	H700512QEZ-JAxxx.xM	H890412GEZ-JAxxx.xM
600 mm	H700512TEZ-KAxxx.xM	H700512QEZ-KAxxx.xM	H890412GEZ-KAxxx.xM
900 mm	H700512TEZ-LAxxx.xM	H700512QEZ-LAxxx.xM	H890412GEZ-LAxxx.xM
1,500 mm	H700512TEZ-NAxxx.xM	H700512QEZ-NAxxx.xM	H890412GEZ-NAxxx.xM
2,000 mm	H700512TEZ-QAxxx.xM	H700512QEZ-QAxxx.xM	H890412GEZ-QAxxx.xM

*Select the harness length (MTP to furcation point): replace xxx.x with 000.5-006.5; M = metre. Harnesses can be ordered in 0.5 m increments.

**For OM4 heather violet products, please contact Corning Customer Care at 00800 2676 4641 or cc.emea@corning.com and add -VI at the end of the part number (example: H700512QEZ-JAxxx.xM-VI).

MTP® PRO Patch Cords for Parallel Optic Applications

EDGE™ MTP PRO patch cords are used to create a connection between MTP adapter panels, conversion modules, and electronics, typically providing connectivity within the rack or within the row. With a 2.0 mm outside diameter, they are smaller than traditional 12-fibre patch cords, providing improved finger access as well as reduce congestion and increase airflow in the horizontal and vertical rack space.

MTP patch cords are manufactured using Corning® CleanAdvantage™ technology and shipped with optimised dust caps, eliminating the need for cleaning and scoping before the initial field connection. They are built with MTP PRO push-pull connectors, allowing for a simple field-pinning and polarity change without removing the connector housing and allowing for easy mating/unmating in extreme dense applications.



Patch Cord Type	Application	Pin Option	To be Used with Trunk	Patch Cord Polarity
1	Direct-connect	Without pins – without pins	Type B (Universal)	
2	Interconnect	With pins – without pins	Type B (Universal)	Type B (Universal)
3	Cross-connect	With pins – with pins	Type B (Universal)	Type B (Universal)

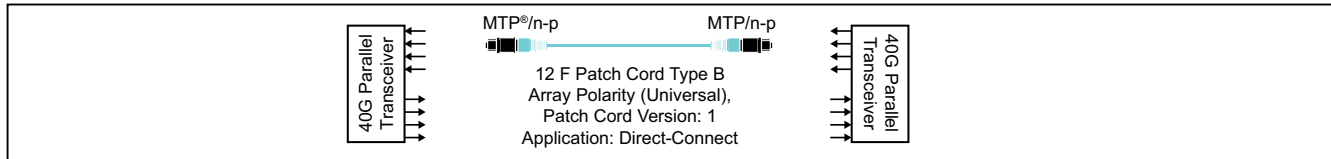
Fibre Type	OM3	OM4**	OS2	Fibre Type
Cord Colour	Aqua	Aqua	Yellow	Cable Colour
Patch Cable Type	Catalogue Number	Catalogue Number	Catalogue Number	Length
1	J757512TEZ-NBxxxM*	J757512QEZ-NBxxxM	J909012GEZ-NBxxxM	1 up to 20 m
2	J759312TEZ-NBxxxM	J759312QEZ-NBxxxM	J899012GEZ-NBxxxM	1 up to 20 m
3	J939312TEZ-NBxxxM	J939312QEZ-NBxxxM	J898912GEZ-NBxxxM	1 up to 20 m

*Select the patch cord length (tip-to-tip): replace NBxxxM to NB001M for 1 m up to NB020M for 20 m. Patch cords can be ordered in 0.5 m increments.

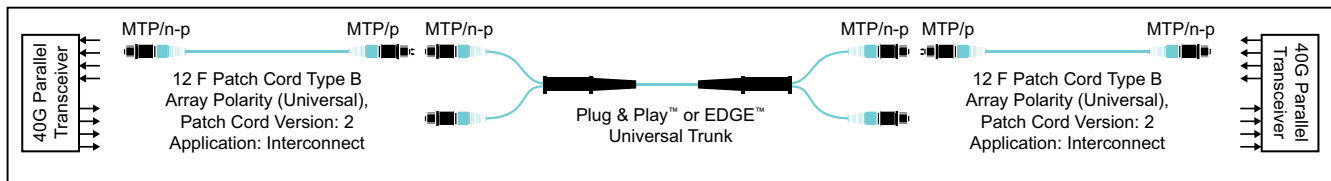
**For OM4 heather violet products, please contact Corning Customer Care at 00800 2676 4641 or cc.emea@corning.com and add -VI at the end of the part number (example: J757512QEZ-NBxxxM-VI).

Plug & Play™ MTP® PRO Patch Cord for Parallel Optic Applications

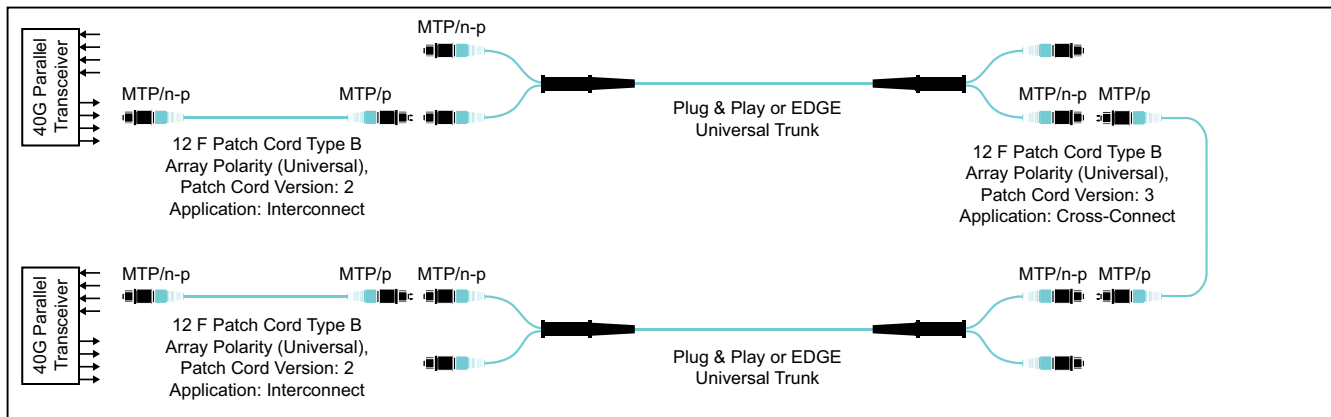
Application: Direct-Connect (connection between active parallel optic devices)



Application: Interconnect (connection from device to patch panel)



Application: Interconnect and Cross-Connect (connection from patch panel to patch panel)



Duplex Fibre Patch Cords

Cable assemblies are an essential component for any network infrastructure projects you may have. As the industry's leading supplier of fibre, our pre-terminated assemblies use only high-quality Corning optical fibres and components to ensure the performance of our patch cords complies with the optical and mechanical requirements of the industry.

Corning offers an extensive range of connectors and factory-terminated cables, including patch cords, which are manufactured on European production lines.



Fibre Patch Cords with LC Duplex and SC Duplex Connectors

Modify Last Digits of Part Number to Needed Length, i.e., 02M for 2 metre. All Offered Fibres are Bend-Insensitive.

Fibre Type	OM3	OM4*	OS2
Description	Part Number		
LC Duplex – LC Duplex Fibre Patch Cord 1 m	050502T5Z20001M	050502Q5Z20001M	040402G5Z20001M
LC Duplex – SC Duplex Fibre Patch Cord 1 m	055702T5Z20001M	055702Q5Z20001M	047202G5Z20001M

**For OM4 heather violet products, please contact Corning Customer Care at 00800 2676 4641 or cc.emea@corning.com and add -VI at the end of the part number (example: 050502QNZ20001M-VI).*

For length variations and different fibre types or connector styles, please visit our online catalogue or view our family specification for [Professional Patch Cords and Pigtailed](#).

Standard Plug & Play™ Accessories



Description	Description	Description
Plug & Play™ Solutions Bracket for side installation, accommodating up to two CCH-modules or CCHE-panels	Single-Fibre Port Cleaner for LC, keyed LC, and MU connector end faces for both UPC and APC polishes	Fibre Optic Cleaning Tool for MTP® connectors
Catalogue Number	Catalogue Number	Catalogue Number
RBC-02P	CLEANER-PORT-LC	2104466-01
Units Per Delivery	Units Per Delivery	Units Per Delivery
1/1	1/1	1/1



Description	Description	Description
Plug & Play Solutions Strain-Relief Bracket for PCH-4U housings, accommodating up to three Plug & Play solutions clips	Plug & Play Solutions Strain-Relief Bracket, accommodating up to six Plug & Play solutions clips	Plug & Play Solutions Strain-Relief Bracket, accommodating one Plug & Play solutions clip
Catalogue Number	Catalogue Number	Catalogue Number
PC4-RJ-STR	CDF-RJ06-BKT	CDF-RJ-BKT
Units Per Delivery	Units Per Delivery	Units Per Delivery
1/1	1/1	1/1

To view test reports for your Plug & Play™ universal systems and EDGE™ solutions equipment, please visit:

<https://customer3.corning.com/ftoedge/default.aspx>

Simply follow the instructions as shown on the screen shot below.

CORNING

Fibre Test and Orientation Reporting

To view test reports of Plug & Play™ universal systems and EDGE™ solutions modules, trunks, harnesses, and uniboot jumpers:

1. Locate the serial number on the product. To see where this is located, [click here](#).
2. Type the serial number in the search bar and click Search. Your report will be provided in PDF format.
3. Having problems finding your results? Try these [troubleshooting tips](#).

Serial Number:

Search

Reset



Corning® Everon™ Copper Datacom Contents

Plug & Play™ Solutions	52
Panels.	53
Pre-terminated Trunks	54
Modules	55
Cables.	56
Patch Cords	57
Copper Cable Management, Tools, and Consumables	59



Corning[®] Everon[™] Copper Cat.8.1 Solution

Up to 4PPoE on the Cat.8.1 (Class I) system


Offers 40G – Channel Link of 30 m / Permanent Link – 24 m + 2 x 3 m Patch Cords

Features	Benefits
High data rates up to 40 Gbps	3-Connector Permanent Link / Channel
Tool-less jack	Easy and quick installation (2-piece design), no special tools needed
Keystone footprint	Industry-standard Keystone dimensions
Integrated shutter	Integrated dust cap
PoE / PoE+ / 4PPoE compliant	Support PoE / PoE+ / 4PPoE compliance to latest IEEE standard

To learn more, visit our [Copper Solutions for Data Centres](#) online.

Corning® Everon™ Copper Datacom Solution

This is a selection of products comprising the Corning® Everon™ Copper Datacom solution, but not all products are listed in the core catalogue. To learn more, please refer to [our online catalogue](#).



Corning® Everon™ Copper Datacom Panels

Patch panels are universal for all installations in 19-inch frames and cabinets. They are available in black or silver and offer high density for applications in your data centre network. Installing a module in the panel is quick and easy. Just set it up by snapping it into place.



Copper Patch Panels				
Part Number	Description	Colour	Max. Number of Ports	Compatible Copper Modules
1U 19-in Patch Panels, straight				
FQ100080610	Simpapatch VOL, empty, no cage nuts required	Black	24	■
MAXCSV-02408-C001	VOL, empty	Black	24	■
MAXCSV-02400-C001	VOL, empty	Silver	24	■
UU009535251	High-density, equipped with 48 Cat.6 _A STP jacks	Silver	48	N/A
UU009535251E	High-density, for pre-terminated trunks	Silver	48	■
1U 19-in Patch Panels, angled				
DE620045786	VOL, empty	Black	24	■
MAXAAV-04800-V002	High-density, for pre-terminated trunks	Silver	48	N/A
MAXAAV-04800-V001	High-density, equipped with Cat.6 _A modules, integrated strain relief - black, front panel - silver	Silver	48	■



Corning® Everon™ Copper Datacom Pre-terminated Trunks

The pre-terminated copper trunks are equipped with modules or connectors at the ends, and are intended for applications up to 500 MHz. The combination of high-end copper cables and pre-terminated connectivity provides high-system margins for the complete cabled link according to class EA. Pre-assembled systems reduce assembly and installation costs, eliminate assembly errors on-site, and provide a superior and consistent level of quality.



6-Way Trunks			
Part Number	Description	Core Characteristics	Compatible Panels
Trunk Class EA, Cat.6 _v LSZH*			
MCAKEE-F4645-AXXX-V0	6 x 4 pairs UTP, AWG24, tape wrapped bundling, both ends terminated with V500U Cat.6 _A modules, green	Single cable meets EN 50575 Cca-s1a, d0, a1 Limited to 90 m	■
MCAADB-FI694-AXXX-V0	6 x 4 pairs STP, AWG23, tape wrapped bundling, both ends terminated with V500S HD Cat.6 _A modules, blue	Single cable meets EN 50575 B2ca-s1a, d2, a1 Limited to 80 m	■
Trunk Class EA, Cat.6 _v with nylon thread			
MCAADB-F4646-AXXX-V0	6 x 4 pairs STP, AWG23, both ends terminated with V500S Cat.6 _A modules, green	Single cable meets EN 50575 Cca-s1a, d0, a1 Limited to 80 m	■

Corning® Everon™ Copper Datacom Module


The EA cabling solution offers high-system margins for the transmission of digital data signals, compliant with Class EA and is fully supported by Power over Ethernet Plus (4PPoE). The integrated, flexible dust cover may be easily removed, if desired, and serves as protection for unused ports. Different cable routing for various installation challenges is possible with the variable cable entry for 0 degrees and 90 degrees.



Copper Module							
Part Number	Description	Format	AWG Solid	AWG Flex	Channel Performance	PoE / 4PPoE	Colour Code Catalogue
Shielded copper module, Class EA, Cat.6 _A							
XF500003553	V500S 1 x RJ45, with dust cover, bag of 8 pieces	VOL	22-24	24-26	Class EA Channel (4 connectors)	PoE / 4PPoE	■

Corning® Everon™ Copper Datacom Cables

These cables are low-skew products, i.e., the difference in propagation delay between the individual pairs is very low. This is increasingly being requested for 1/10 Gigabit Ethernet. The cable's sustainability for high-bit-rate transmission systems ensures a high degree of future readiness. Additional features are the slim design and low weight of the cables. Each pair is individually shielded with foil (foil twisted pair – FTP).



Copper Cables for Data Centres						
Part Number	Description	Jacket	AWG	Jacket Colour	Reel Length	CPR Class
Shielded copper cables Cat.6 _A						
UU009175728	F/UTP 550/24, 4 pairs	LSZH™	24	Green	500 m	B2ca-s1a, d0, a1
CCXEDA-DC047-C001-L7	F/FTP 550/23, 4 pairs	LSZH/FRNC	23	Blue	1,000 m	Cca-s1a, d1, a1
CCXEDB-DB047-C001-L7	S/FTP 550/23, 4 pairs (Enhanced Braiding)	LSZH/FRNC	23	Blue	1,000 m	B2ca-s1a, d1, a1
CCXEDB-DC047-C001-L7	S/FTP 550/23, 4 pairs (Enhanced Braiding)	LSZH/FRNC	23	Blue	1,000 m	Cca-s1a, d1, a1
CCXEDR-D0047-C003-L7	S/FTP 550/23, 4 pairs	LSZH/FRNC	23	Blue	1,000 m	Dca-s1, d1, a1
Shielded copper cables Cat.7						
CCXEDB-FB047-C001-L7	S/FTP 800/23, 4 pairs	LSZH/FRNC	23	Blue	1,000 m	B2ca-s1a, d1, a1
CCXEDB-FC047-C001-L7	S/FTP 800/23, 4 pairs	LSZH/FRNC	23	Blue	1,000 m	Cca-s1a, d1, a1
MCXEDB-FC047-V004-L7	S/FTP 800/23, 4 pairs	LSZH/FRNC	23	Green	1,000 m	Cca-s1a, d1, a1
CCXEDB-F0047-C001-L7	S/FTP 800/23, 4 pairs	LSZH/FRNC	23	Blue	1,000 m	Dca-s1, d1, a1
Shielded copper cables Cat.7 _A +						
CCXFCB-L0047-C001-L7	S/FTP 1200/22, 4 pairs	LSZH/FRNC	22	Blue	1,000 m	Dca-s1, d1, a1

For additional CPR classes, reel lengths, and colours of cables, please visit our online catalogue or contact Corning Customer Care at 00800 2676 4641 or cc.emea@corning.com. Download Declaration of Performance documents online from corning.com/opcomm/cpr

Corning® Everon™ Copper Datacom Patch Cords

The shielded patch cords are terminated with IEC 60603-7-51 standards-compliant RJ45 connectors. The patch cords are designed for the transmission of digital data signals, including future applications in 10GbE systems compliant with Class EA (ISO/IEC 11801 AMD: 1 2008 & AMD: 2 2010), Cat.6_A (ANSI/TIA/EIA 568B.2-10) and IEEE 802.3an standards. The patch cords support Power over Ethernet (PoE) applications in compliance with IEEE 802.3af (2003) and Power over Ethernet plus (PoE+).



Copper Patch Cords for the Data Centre

Part Number	Description	AWG	Colour	Length
Shielded Patch Cords, Cat.6 _A , LSZH*/FRNC				
CCAAGB-G1002-A010-C0	S/FTP (RJ45-RJ45)	26	Blue	1 m
CCAAGB-G1002-A020-C0	S/FTP (RJ45-RJ45)	26	Blue	2 m
CCAAGB-G1002-A030-C0	S/FTP (RJ45-RJ45)	26	Blue	3 m
CCAAGB-G1002-A040-C0	S/FTP (RJ45-RJ45)	26	Blue	4 m
CCAAGB-G1002-A050-C0	S/FTP (RJ45-RJ45)	26	Blue	5 m
CCAAGB-G1002-A100-C0	S/FTP (RJ45-RJ45)	26	Blue	10 m
CCAAGB-G2002-A010-C0	S/FTP (RJ45-RJ45)	26	Grey	1 m
CCAAGB-G2002-A020-C0	S/FTP (RJ45-RJ45)	26	Grey	2 m
CCAAGB-G2002-A030-C0	S/FTP (RJ45-RJ45)	26	Grey	3 m
CCAAGB-G2002-A040-C0	S/FTP (RJ45-RJ45)	26	Grey	4 m
CCAAGB-G2002-A050-C0	S/FTP (RJ45-RJ45)	26	Grey	5 m
CCAAGB-G2002-A100-C0	S/FTP (RJ45-RJ45)	26	Grey	10 m

For additional length, colours and constructions, please visit our online catalogue or contact Corning Customer Care at 00800 2676 4641 or cc.emea@corning.com.

Corning® Everon™ Copper Datacom Patch Cords (Continued)



Copper Patch Cords for the Data Centre

Part Number	Description	AWG	Colour	Length
Shielded Patch Cords, Cat.6 _A , LSZH ⁺ /FRNC				
MCAAWB-G2002-A010-V0	S/FTP (RJ45-RJ45)	30	Blue	1 m
MCAAWB-G2002-A020-V0	S/FTP (RJ45-RJ45)	30	Blue	2 m
MCAAWB-G2002-A030-V0	S/FTP (RJ45-RJ45)	30	Blue	3 m
MCAAWB-G2002-A040-V0	S/FTP (RJ45-RJ45)	30	Blue	4 m
MCAAWB-G2002-A050-V0	S/FTP (RJ45-RJ45)	30	Blue	5 m
MCAAWB-G2002-A100-V0	S/FTP (RJ45-RJ45)	30	Blue	10 m
MCAAWB-G1002-A010-V0	S/FTP (RJ45-RJ45)	30	Grey	1 m
MCAAWB-G1002-A020-V0	S/FTP (RJ45-RJ45)	30	Grey	2 m
MCAAWB-G1002-A030-V0	S/FTP (RJ45-RJ45)	30	Grey	3 m
MCAAWB-G1002-A040-V0	S/FTP (RJ45-RJ45)	30	Grey	4 m
MCAAWB-G1002-A050-V0	S/FTP (RJ45-RJ45)	30	Grey	5 m
MCAAWB-G1002-A100-V0	S/FTP (RJ45-RJ45)	30	Grey	10 m

For additional length, colours and constructions, please visit our online catalogue or contact Corning Customer Care at 00800 2676 4641 or cc.emea@corning.com.

Copper Cable Management, Tools, and Consumables



Copper Cable Management	
Description	Catalogue Number
1U Patch Cord Management Panel (no cage nuts required), 4 rings, black	FQ100080636
1U Patch Cord Management Panel, black	WAXWSW-00008-C007
1U Patch Cord Guides (left and right), black	WAXWSW-00008-C006
1.5U Patch Cord Guides (left and right), black	WAXWSW-00008-C010
1U Patch Cord Management Panel, silver	WAXWSW-00000-C007
1U Patch Cord Guides (left and right), silver	WAXWSW-00000-C006
1.5U Patch Cord Guides (left and right), silver	WAXWSW-00000-C010
Self-Adhesive Labelling Windows, including paper strips (pack of 10)	LANS-LBL-WNDW

Copper Tools and Consumables	
Description	Catalogue Number
Copper Conducting Tape (needed for S10TENE/S500 jacks)	CAXCSN-00000-C011



Programmes and Services

CORNING

LANscape® Network of Preferred Installers

LANscape® Network of Preferred Installers

Get connected to comprehensive, high-quality solutions for real-life problems and gain competitive advantage for your business by using our Network of Preferred Installers (NPI). Through selected NPI members, Corning delivers the largest and most complex LAN and data centre projects. Our experienced installers make it easy to build and maintain your future-ready network.

www.corning.com/opcomm/emea/npi

CORNING

Authorized Distributor Network

ADN – Authorized Distributor Network

The Corning Authorized Distributor Network programme provides network members with solutions, trainings, tools, and support to ensure the necessary assistance and expertise in their day-to-day operations and to give our customers the confidence that they are placing their projects in the best hands.

www.corning.com/emea/en/distributors

CORNING

See the Light® Training Programme

See the Light® Fibre Optic Training Programme

Service at your fingertips. Corning builds reliable and sustainable services for our partners and customers to meet individual needs in training and knowledge transfer on various levels. See the Light seminars offer you best-in-class training in different environments. Live and recorded webinars led by our technology experts, modular eLearning opportunities, and new classroom sessions meet your development plans from basic up to high-level topics.

www.corning.com/emea/training



Tools and Resources

On-Demand Installation Videos and Webinars
www.corning.com/opcomm/youtube

Online Product Catalogue
www.catalog.corning.com/opcomm

Online Library
www.corning.com/opcomm/resourcelibrary

Online Drawings Resource Centre
www.corning.com/emea/en/product-drawing

Online Certificates Centre
www.corning.com/emea/en/certificates

CPR Centre
www.corning.com/opcomm/cpr

How to Buy
www.corning.com/opcomm/emea/en/sales

Customer Care
cc.emea@corning.com

Order Tracker
<http://ordertracker.corning.com/>

Communications Preference Centre
www.corning.com/optical-communications/emea/en/home/support/preference-center.html



Let's connect!



Corning Optical Communications
@CorningOpComm



Corning Optical Communications
#datacenter

Corning Optical Communications GmbH & Co. KG • Leipziger Strasse 121 • 10117 Berlin, GERMANY
+00 800 2676 4641 • FAX: +49 30 5303 2335 • www.corning.com/opcomm/emea

Corning Optical Communications reserves the right to improve, enhance, and modify the features and specifications of Corning Optical Communications products without prior notification. A complete listing of the trademarks of Corning Optical Communications is available at www.corning.com/opcomm/trademarks. All other trademarks are the properties of their respective owners. Corning Optical Communications is ISO 9001 certified. © 2012, 2023 Corning Optical Communications. All rights reserved. LAN-1459-BEN / May 2023

