



CORNING

Federal Mesh Module Solutions Guide

Designing for Multiple Security Enclaves



Why Multi-Classification Mesh Modules?

Effectively managing the flow of information across various channels is essential to any workplace tasked with safeguarding national security interests. We offer a range of multi-classification mesh modules that consolidate different security enclaves into one secure cable while maintaining network and classification separation.

These solutions reduce the risk of installation and repair errors that could lead to inadvertent cross-connection of classified networks. They also save room due to their high-density footprint, taking up half the space in server cabinets. And with 70% less cabling, there's less need for bulky pathway trays. This guide outlines useful design considerations and highlights different sample designs.

Design Considerations:

When designing secure networks for the federal government, there are several considerations that should be accounted for outside of those provided in our [LAN design checklist](#), though that is a good place to start.

After consulting the design checklist, there are a handful of context-specific questions that will need to be addressed:

- What colors and classifications will be needed?
- Will all locations be the same or will there be a diverse layout based on the space (user stations, conference rooms, etc.)?
- Will there be a need for keying? If so, where will the keying be required?
Only at the user or within the pathway?
- What pathway constraints exist? Will the cable need to run through conduit, ladder rack, wire tray, or a combination of the three?
- Will any of the product be run in an environment other than indoor?
- Will user stations require outlets, surface mounting, or some other configuration?
- What specs, standards, and government approvals does the project require?
- Will the installation require a TR?
- If the MTP jumpers/harnesses are not able to be placed in tray and will need to be pulled through conduit, please contact Corning Optical Communications' Technical Support Line to discuss the specific application at 800-743-2671 or dutyeng@corning.com

Sample Designs


Corning mesh module designs include a fully preterminated network (which typically has less loss than a field-terminated network), a single cable out to the user stations utilizing MTP® connectivity (which minimizes conduit and tray fill), and user stations that are easily reconfigured by replacing only the interface at the user station.

The cable from the zone to the user station does not need to be modified. New cable will have to be run to the zone to account for network additions, but cabling from zone to user station, which is typically in walls, raised floors, and drop ceilings in work areas, will not need to be disturbed.


All sample BOMs below are built with non-keyed products. However, all products are available in both keyed and non-keyed options except the Mesh modules. A majority of designs will either be non-keyed or will only be keyed at the User Stations. The samples shown represent a red network pathway, which will be run separately until consolidated in the Zone, where they are meshed onto a single pathway utilizing violet to represent the multiclassification run.



EDGE8® Housings



EDGE8 Modules



EDGE8 Trunks

User Stations



EDGE8 SMH and Module




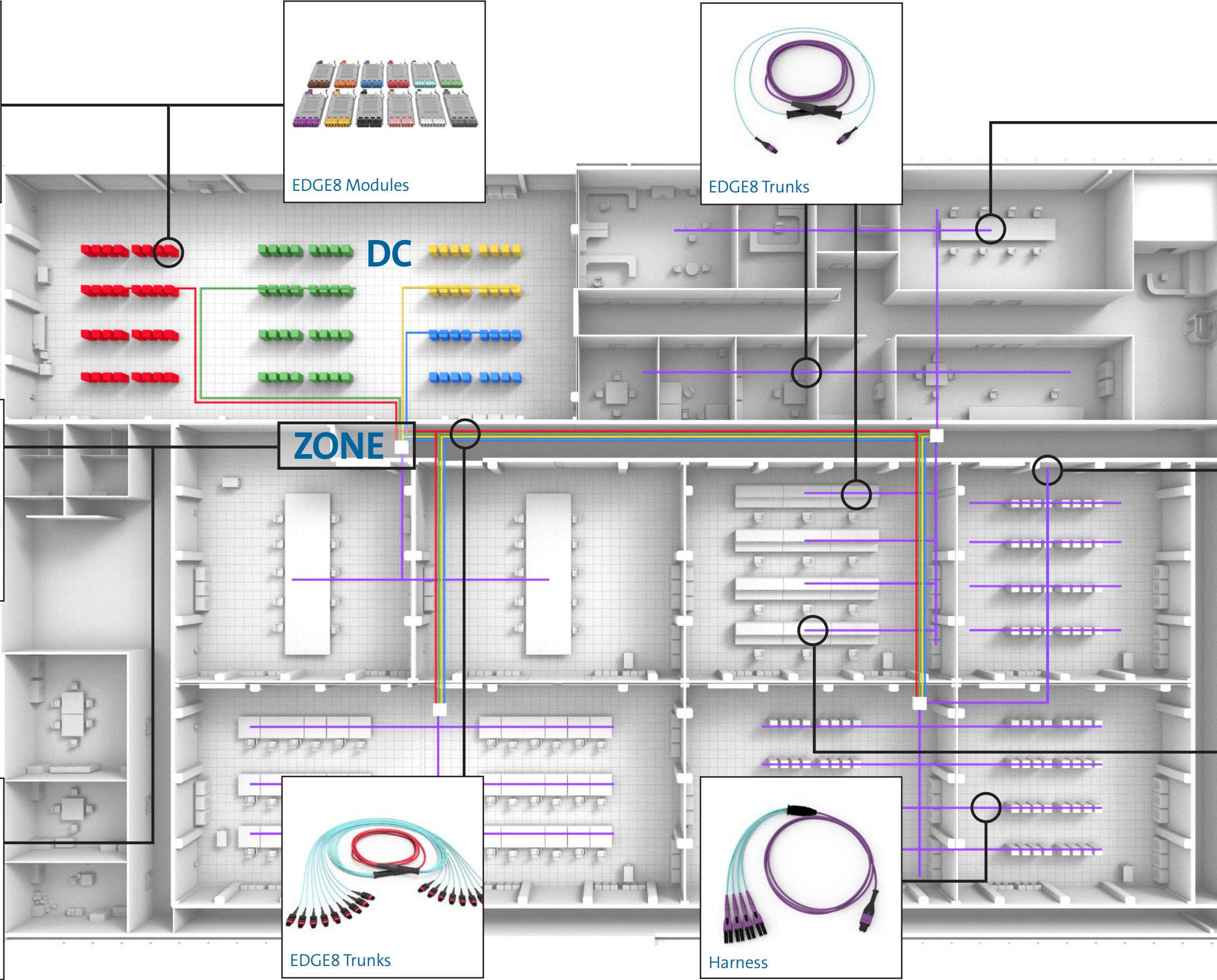
Wall Outlets




EDGE8 Furniture Module



EDGE Fiber Zone Box



EDGE Mesh Module



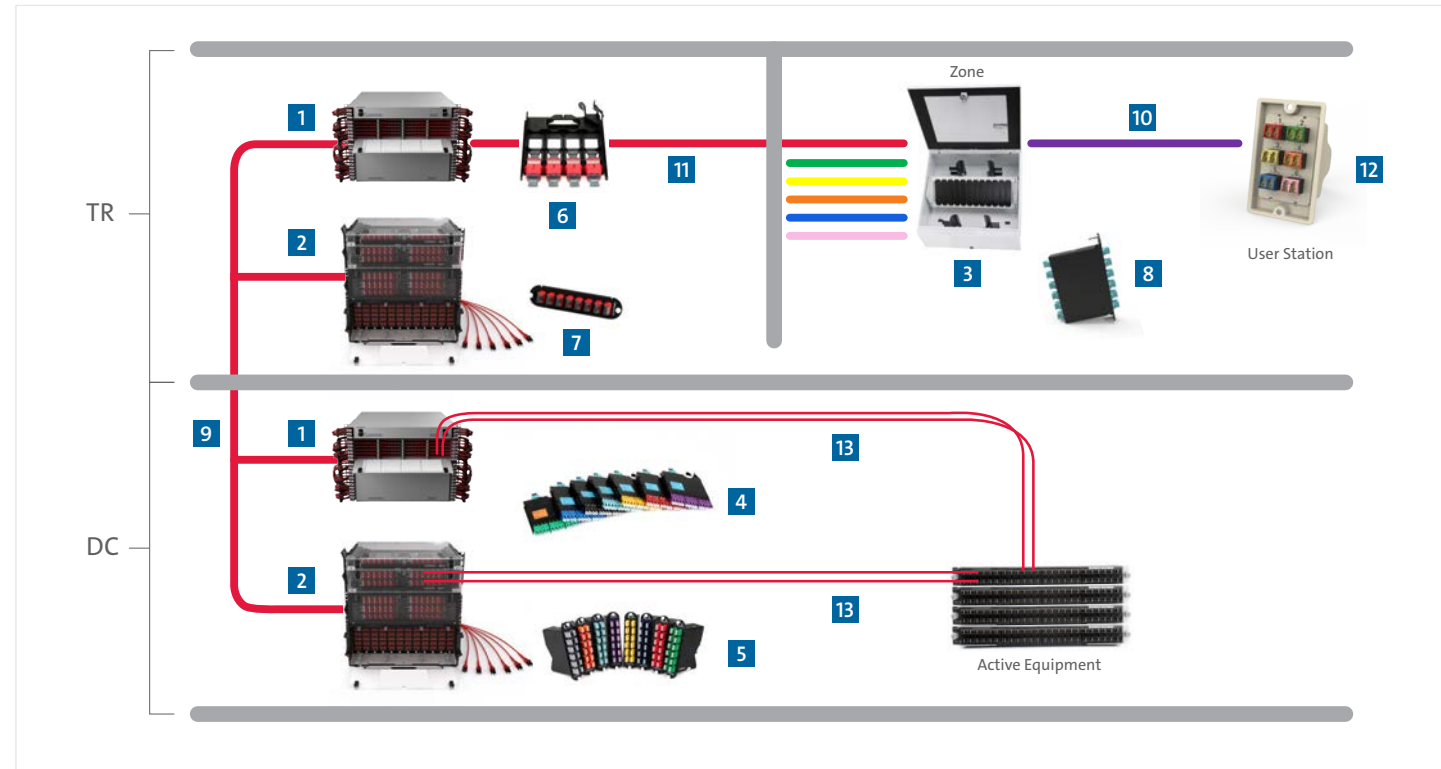
EDGE8 Trunks



Harness

Scenario 1: 6x6 with MAM at the User Station

This sample utilizes the Corning CCH 6x6 mesh module installed in the zone box and MAM modules at the user stations. MAM modules utilize MTP® connectivity, allowing for a single cable run to user stations compared to multiple LC duplex assemblies.



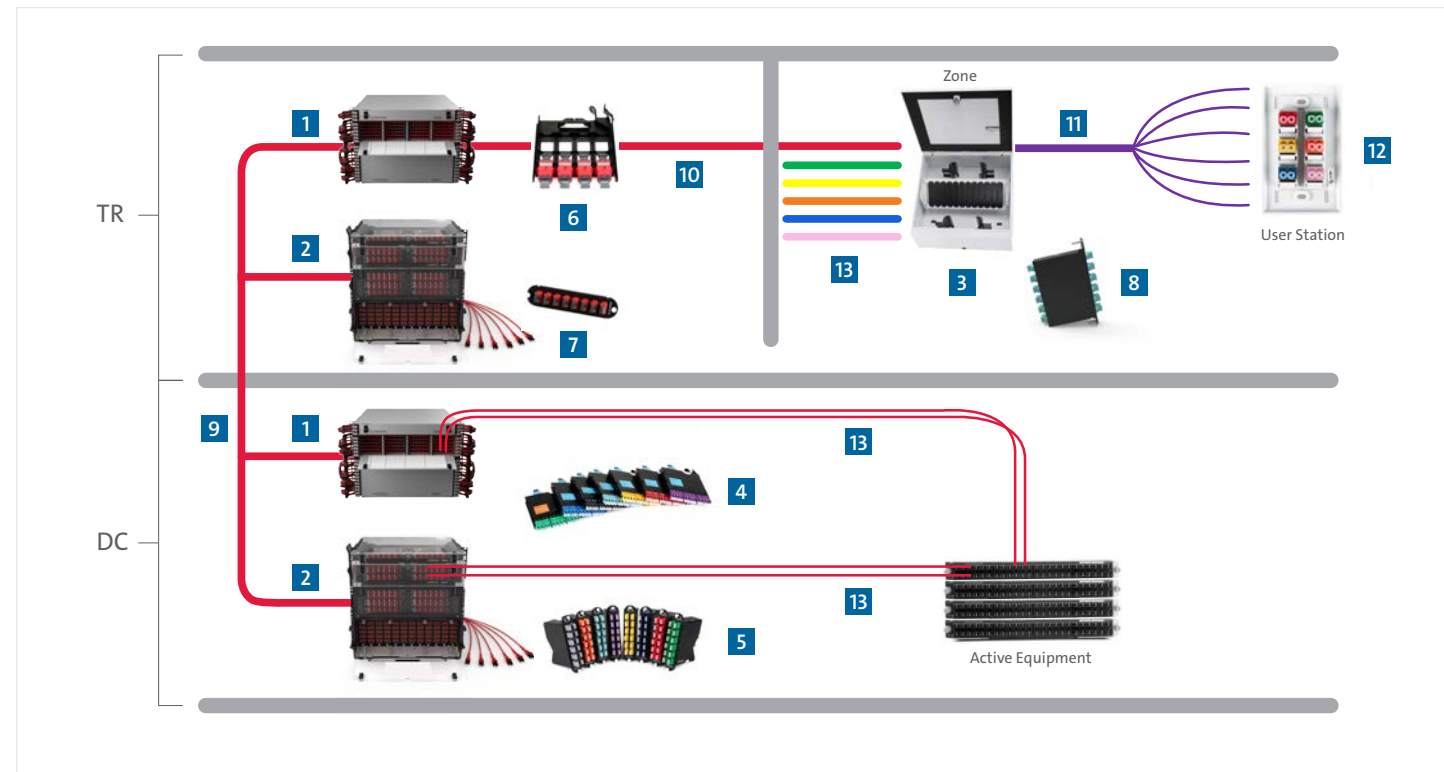
Sample Bill of Materials				
Type	Description	Part Number	Location	
Hardware				
	EDGE™ Housing, 4 rack units, 576-fiber LC, 2304-fiber MTP® capacity (48 modules/panels)	EDGE-04U	DC, TR 1	
	Closet Connector Housing (CCH), 4 rack units, accepts up to 12 CCH panels, cassettes or modules; comes with blank panels and hardware to strain-relieve cables internally or externally	CCH-04U	DC, TR 2	
	Fiber Zone Box 4 rack units, holds 12 CCH panels or modules	FZB-04U	Zone 3	
Modules				
	Non-Keyed EDGE module, universal wired, 12 fiber, OM4, non-keyed LC Duplex, red, MTP non-keyed, pinned, red	ECM-UM12-05R-93RQ	DC, TR 4	
	Non-Keyed Plug and Play, CCH module, universal wired, OM4, 24 Fiber, non-keyed LC Duplex, red, MTP non-keyed, pinned, red	CCH-UM24-05R-93RQ	DC, TR 5	

Scenario 1: 6x6 with MAM at the User Station

Sample Bill of Materials				
Type	Description	Part Number	Location	
Adapter Panels				
	Non-keyed EDGE™ Adapter Panel, non-keyed to non-keyed MTP® adapter, 4 port panel, 4 red adapter	EDGE-CP48-Q2	TR 6	
	Non-keyed CCH Adapter Panel, non-keyed to non-keyed MTP adapter, 12 port panel, 12 red adapter	CCH-CPE4-Q2	TR 7	
Mesh Module				
	CCH 6x6 Mesh Module 72 F, pinned MTP to pinned MTP, 50 µm multimode (OM4)	CCH-MM72-9393Q	Zone 8	
Trunks				
	Non-keyed EDGE Universal Trunk, OM4, non-pinned red MTP PRO, plenum non-armed, jacket color red, yyy feet trunk, xx fiber count trunk, grip on one end	G7575RxxQPRDDUyyyFS	DC to TR 9	
	Non-keyed EDGE Universal Trunk, OM4, non-pinned violet MTP PRO, plenum non-armed, jacket color violet, yyy feet trunk, xx fiber count trunk, grip on one end	G7575VxxQPVDDUyyyFS	Zone to User Stations 10	
Extender Trunk				
	Non-keyed EDGE Extender Trunk, Type A polarity, OM4, pinned to non-pinned red MTP PRO, plenum non-armed, jacket color red, yyy feet trunk, xx fiber count trunk, grip on one end	G9375RxxQPRCDXyyyFS	TR to Zone 11	
Junction / Floor Module				
	MAM Module, Universal polarity, serialized part number to reflect customer preference for junction or floor module, color code, keying, and MTP direction. If installing in a single-gang box, minimum requirement is 3.5 in depth	Serialized Part Number	User Stations 12	
Jumpers				
	Non-keyed EDGE Secure MTP Jumper, Type B polarity, OM4, non-keyed, non-pinned violet MTP PRO, plenum interconnect, jacket color violet, yyy feet	J7575V12QEY-NByyyFS	Zone to User Stations 10	
	Non-keyed Secure LC Duplex Jumper, zipcord, 2 F, OM4, plenum rated, red Jacket, red LC Duplex to red LC Duplex, yyy feet	272702Q58RRyyyF-RD	DC, TR, User Stations 13	

Scenario 2: 6x6 with Wall Outlet at the User Station

This sample utilizes the Corning CCH 6x6 mesh module installed in the zone box and wall outlets (WLL) at the user stations. A user-facing platform built on keystones which allow for moves, adds, changes, and additional keystone compatible additions besides fiber.



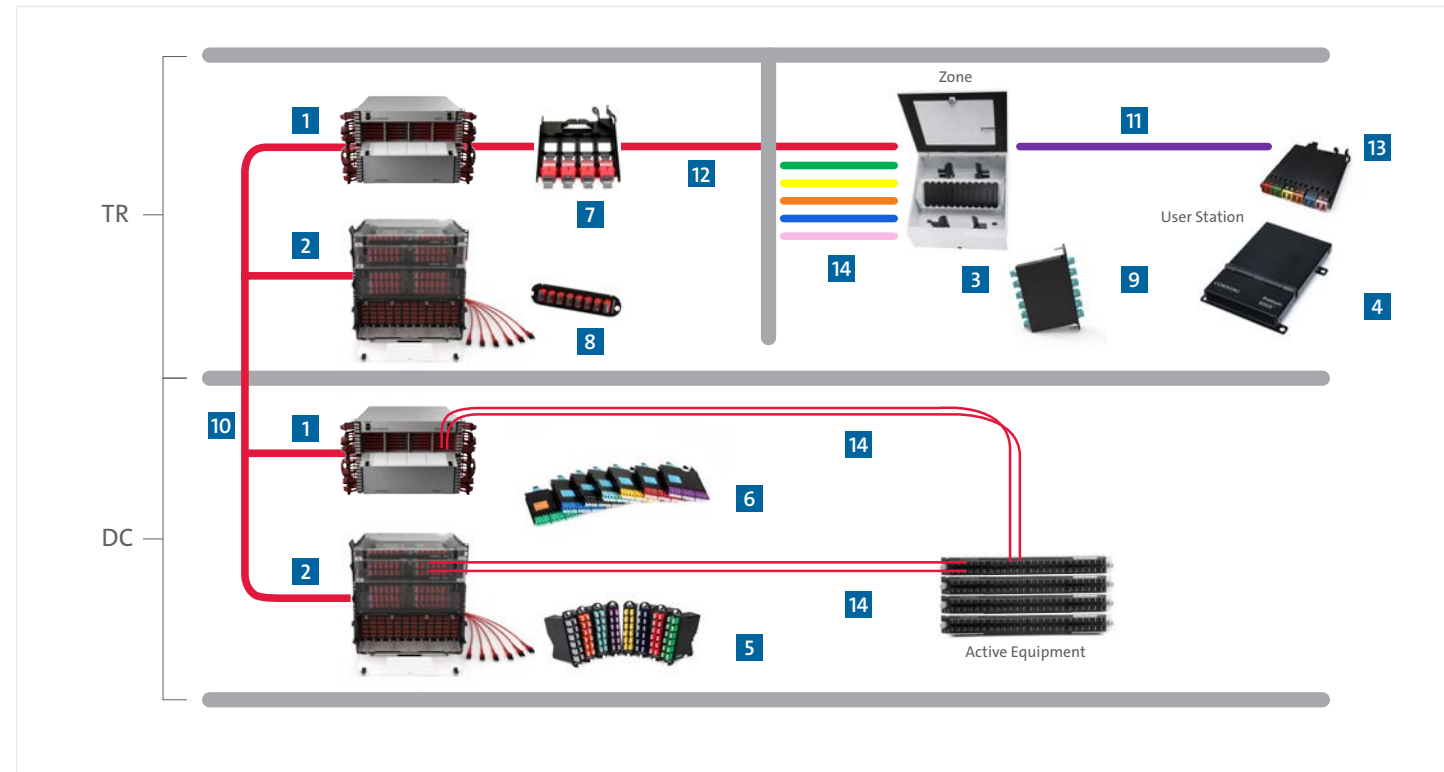
Sample Bill of Materials				
Type	Description	Part Number	Location	
Hardware				
	EDGE™ Housing, 4 rack units, 576-fiber LC, 2304-fiber MTP® Capacity (48 modules/panels)	EDGE-04U	DC, TR	1
	Closet Connector Housing (CCH), 4 rack units, accepts up to 12 CCH panels, cassettes or modules; comes with blank panels and hardware to strain-relieve cables internally or externally	CCH-04U	DC, TR	2
	Fiber Zone Box 4 rack units, holds 12 CCH panels or modules	FZB-04U	Zone	3
Modules				
	Non Keyed EDGE module, universal wired, 12 fiber, OM4, non-keyed LC Duplex, red, MTP non-keyed, pinned, red	ECM-UM12-05R-93RQ	DC, TR	4
	Non-keyed Plug and Play, CCH module, universal wired, OM4, 24 Fiber, non-keyed LC Duplex, red, MTP non-keyed, pinned, red	CCH-UM24-05R-93RQ	DC, TR	5

Scenario 2: 6x6 with Wall Outlet at the User Station

Sample Bill of Materials				
Type	Description	Part Number	Location	
Adapter Panels				
	Non-keyed EDGE™ Adapter Panel, non-keyed to non-keyed MTP® adapter, 4 port panel, 4 red adapter	EDGE-CP48-Q2	TR	6
	Non-keyed Secure CCH MTP connector panel, 144 F, red, MTP non-keyed to non-keyed	CCH-CPE4-Q2	TR	7
Mesh Module				
	CCH 6x6 Mesh Module 72 F, Pinned MTP to Pinned MTP, 50 μm multimode (OM4)	CCH-MM72-9393Q	Zone	8
Trunk				
	Non-keyed EDGE Universal Trunk, OM4, non-pinned red MTP PRO, plenum non-armored, jacket color red, yyy feet trunk, xx fiber count trunk, grip on one end	G7575RxxQPRDDUyyyFS	DC to TR	9
Extender Trunk				
	Non-keyed EDGE Extender Trunk, Type-A polarity, OM4, pinned to non-pinned red MTP PRO, plenum non-armored, jacket color red, yyy feet trunk, xx fiber count trunk, grip on one end	G9375RxxQPRCDYyyyFS	TR to Zone	10
Hybrid Trunk				
	Non-keyed EDGE Hybrid Trunk, universal polarity, OM4, non-pinned violet MTP PRO, LC Uniboot, plenum non-armored, jacket color violet, yyy feet trunk, xx fiber count trunk, grip on one end	G7579VxxQPVDKWyyyFS	Zone to User Stations	11
Harness				
	Non-keyed EDGE Harness, OM4, non-pinned violet MTP PRO to violet LC Uniboot, Type-B with Universal LCs, xxx feet	H7579V12QEV-JBxxxFS	Zone to User Stations	11
Wall Outlets				
	Non-keyed Secure Wall Plate, Straight, 6 Gang, 1 Label Window, Port 1, LC Duplex, red, Port 2, LC Duplex, green, Port 3, LC Duplex, yellow, Port 4, LC Duplex, orange, Port 5, LC Duplex, blue, Port 6, LC Duplex, rose	WLLAE-BEBHBGKA9BL	User Stations	12
Jumpers				
	Non-keyed Secure LC Duplex Jumper, zipcord, 2 F, OM4, plenum rated, red Jacket, red LC Duplex to red LC Duplex, yyy feet	272702Q58RRyyyF-RD	DC, TR User Stations	13

Scenario 3: 6x6 with SMH at the User Station

This sample utilizes the Corning CCH 6x6 mesh module installed in the zone box and EDGE™ modules in the EDGE-SMH at the user stations. Advantages include being able to install in, on, and under furniture while being minimally invasive, easily routing to locations away from walls, and a single module that can easily be swapped out if the network configuration needs to change.



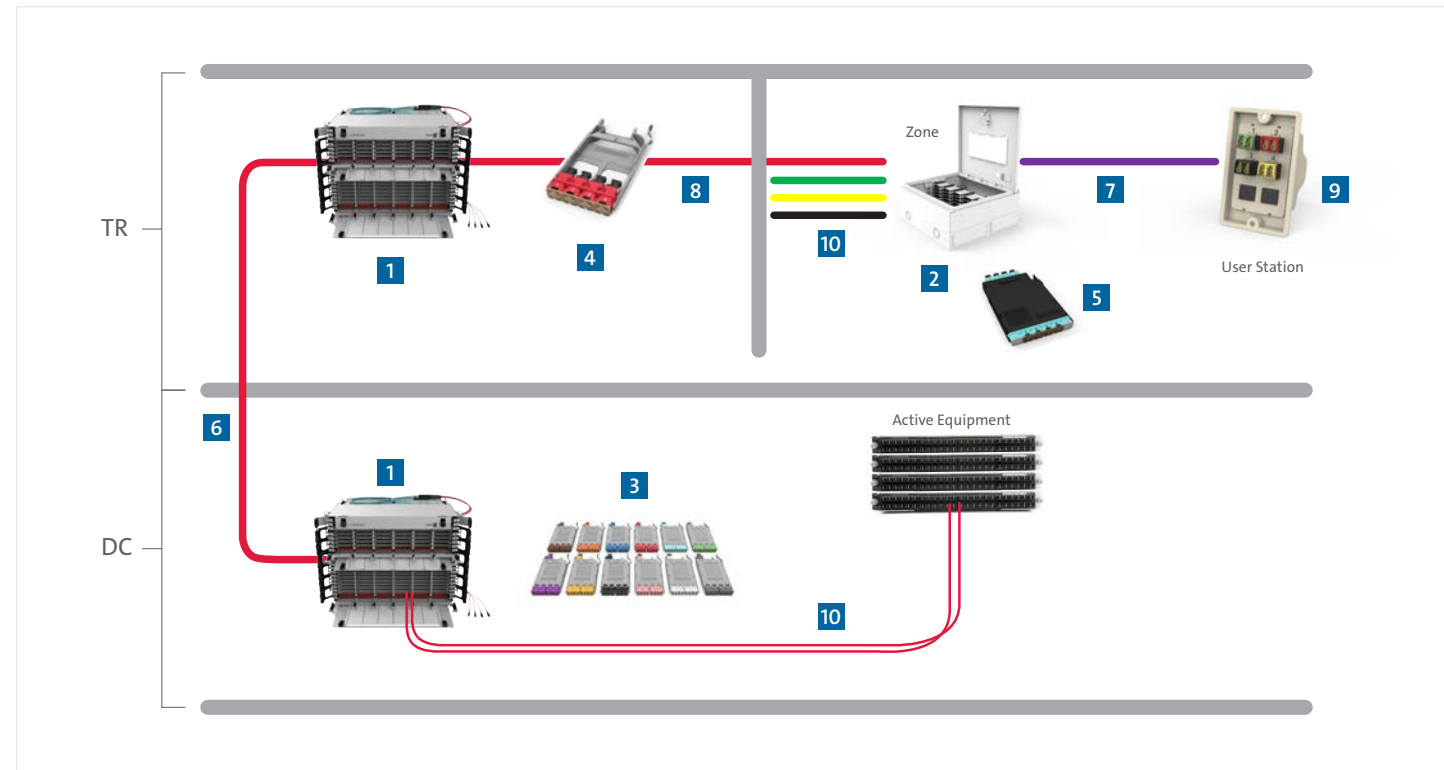
Sample Bill of Materials				
Type	Description	Part Number	Location	
Hardware				
	EDGE™ Housing, 4 rack units, 576-fiber LC, 2304-fiber MTP® capacity (48 modules/panels)	EDGE-04U	DC, TR	1
	Closet Connector Housing (CCH), 4 rack units, accepts up to 12 CCH panels, cassettes or modules; comes with blank panels and hardware to strain-relieve cables internally or externally	CCH-04U	DC, TR	2
	Fiber Zone Box 4 rack units, holds 12 CCH panels or modules	FZB-04U	Zone	3
	EDGE Single Module Housing	EDGE-SMH	User Stations	4

Scenario 3: 6x6 with SMH at the User Station





Sample Bill of Materials				
Type	Description	Part Number	Location	
Modules				
	Non-keyed Plug and Play, CCH module, universal wired, OM4, 24 F, non-keyed LC Duplex, red, MTP® non-keyed, pinned, red	CCH-UM24-05R-93RQ	DC	5
	Non-keyed EDGE™ Module, universal wired, 12 F, OM4, non-keyed LC Duplex, red, MTP non-keyed, pinned, red	ECM-UM12-05R-93RQ	DC, TR	6
Adapter Panels				
	Non-keyed EDGE Adapter Panel, non-keyed to non-keyed MTP adapter, 4-port panel, 4 red adapter	EDGE-CP48-Q2	TR	7
	Non-keyed Secure CCH MTP connector panel, 144 F, red, MTP non-keyed to non-keyed	CCH-CPE4-Q2	TR	8
Mesh Module				
	CCH 6x6 Mesh Module, 72 F, pinned MTP to pinned MTP, 50 μm multimode (OM4)	CCH-MM72-9393Q	Zone	9
Trunks				
	Non-keyed EDGE Universal Trunk, OM4, non-pinned red MTP PRO, plenum non-armed, jacket color red, yyy feet trunk, xx fiber count trunk, grip on one end	G7575RxxQPRDDUyyyFS	DC to TR	10
	Non-keyed EDGE Universal Trunk, OM4, non-pinned violet MTP PRO, plenum non-armed, jacket color violet, yyy feet trunk, xx fiber count trunk, grip on one end	G7575VxxQPVDDUyyyFS	Zone to User Stations	11
Extender Trunk				
	Non-keyed EDGE Extender Trunk, Type-A polarity, OM4, pinned to non-pinned red MTP PRO, plenum non-armed, jacket color red, yyy feet trunk, xx fiber count trunk, grip on one end	G9375RxxQPRCDXyyyFS	TR to Zone	12
Furniture / Desk Module				
	Non-keyed EDGE module, universal wired, 12 F, OM4, MTP, pinned, violet, Port 1, LC Duplex, red, Port 2, LC Duplex, green, Port 3, LC Duplex, yellow, Port 4, LC Duplex, orange, Port 5, LC Duplex, blue, Port 6, LC Duplex, rose	Serialized PN	User Stations	13
Jumpers				
	Non-keyed EDGE Secure MTP Jumper, Type-B polarity, OM4, non-keyed, non-pinned violet MTP PRO, plenum interconnect, jacket color violet, yyy feet	J9393V12QEY-NBxxxFS	Zone to User Stations	11
	Non-keyed Secure LC Duplex Jumper, zipcord, 2 F, OM4, plenum rated, red Jacket, red LC Duplex to red LC Duplex, yyy feet	272702Q58RRyyyF-RD	DC, TR, User Stations	14

Scenario 4: 4x4 with MAM at the User Stations

This sample utilizes the Corning EDGE™ 4x4 mesh module installed in the zone box and EDGE8® MAM modules at the user stations.










Sample Bill of Materials

Type	Description	Part Number	Location
Hardware			
	EDGE8® Housing, 4 rack unit, holds up to 72 EDGE8 modules or panels	EDGE8-04U	DC, TR 1
	EDGE Fiber Zone Box, 384-fiber LC, 1536-fiber MTP® Capacity (32 modules/panels)	EDGE-FZB-04U	Zone 2
Modules			
	EDGE8 Solutions Module, red LC Duplex to red MTP (non-pinned), OM4, Universal Polarity	ECM8-UM08-05R-E6RQ-ULL	DC, TR 3
Adapter Panel			
	EDGE8 Adapter Panel, MTP Adapter, 4 port panel, 4 red adapter	EDGE8-CP32-V2	DC, TR 4

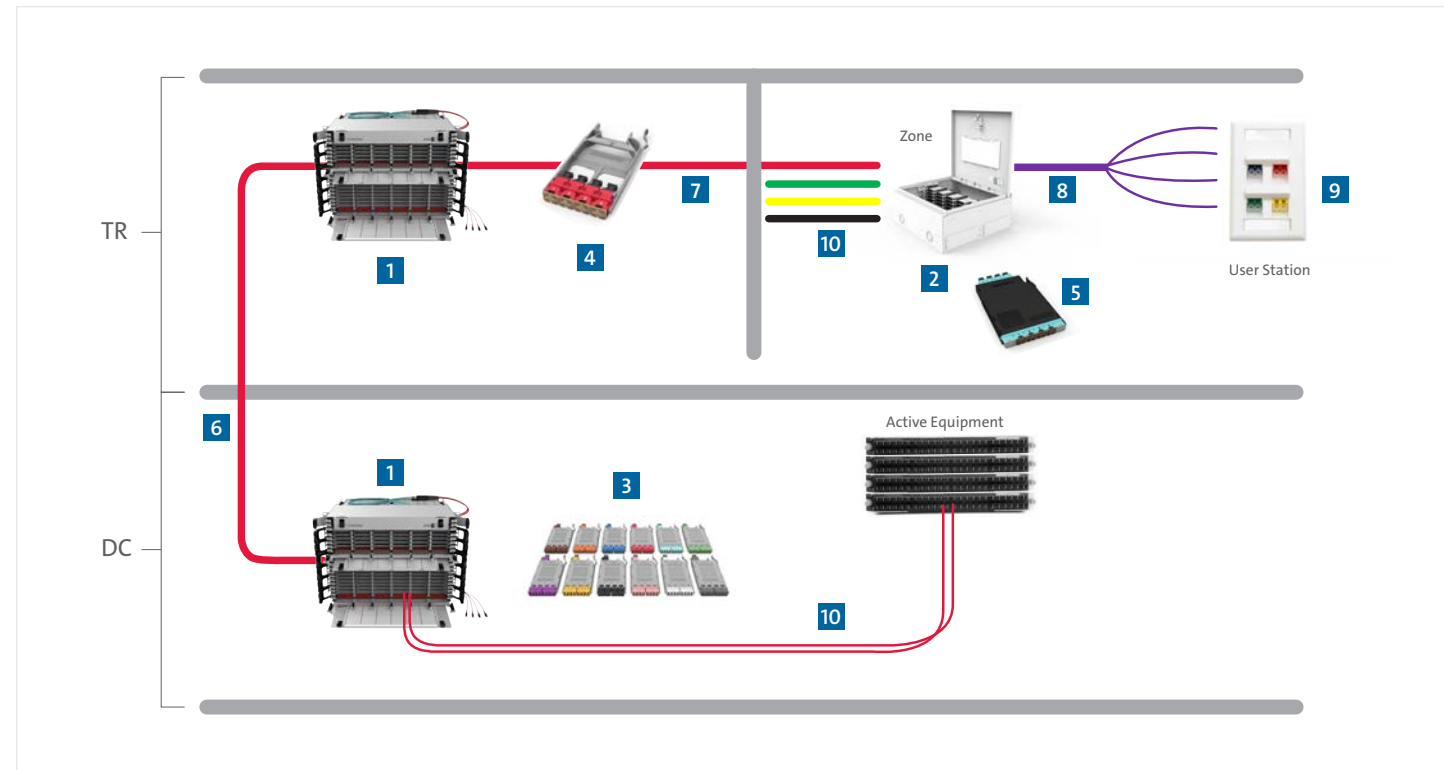
Scenario 4: 4x4 with MAM at the User Stations

Sample Bill of Materials





Type	Description	Part Number	Location
Mesh Module			
	EDGE™ Mesh Module, OM4, Non-pinned MTP® Front, Non-pinned MTP Back, Aqua Adapters	EMM-MM32-7575Q	Zone 5
Trunks			
	Non-keyed EDGE8® Universal Trunk, OM4, pinned red MTP PRO, plenum non-armored, jacket color red, yyy feet trunk, xx fiber count trunk, grip on one end	GE5E5RxxQPRDDUyyyFS	DC to TR 6
	Non-keyed EDGE8 Universal Trunk, OM4, pinned violet MTP PRO, plenum non-armored, jacket color violet, yyy feet trunk, xx fiber count trunk, grip on one end	GE5E5VxxQVDDUyyyFS	Zone to User Stations 7
Extender Trunk			
	Non-keyed EDGE8 Extender Trunk, Type-A polarity, OM4, pinned to non-pinned red MTP PRO, plenum non-armored, jacket color red, yyy feet trunk, xx fiber count trunk, grip on one end	GE5E6RxxQPRDCXyyyFS	TR to Zone 8
Junction / Floor Modules			
	MAM Module, Universal polarity, non-pinned MTP, serialized part number to reflect customer preference for junction or floor module, color code, keying, and MTP direction	Serialized Part Number	User Stations 9
Jumpers			
	Non-keyed EDGE8 Secure MTP Jumper, Type-B polarity, OM4, non-keyed, pinned violet MTP PRO, plenum interconnect, jacket color violet, yyy feet	JE5E5V08QEV-NByyyFS	Zone to User Stations 7
	Non-keyed Secure LC Duplex Jumper, zipcord, 2 F, OM4, plenum rated, red Jacket, red LC Duplex to red LC Duplex, yyy feet	272702Q58RRyyyF-RD	DC, TR, User Stations 10

Scenario 5: 4x4 with Wall Outlet at the User Station

This sample utilizes the Corning EDGE™ 4x4 mesh module installed in the zone box and wall outlets (WLL) at the user stations.










Sample Bill of Materials

Type	Description	Part Number	Location
Hardware			
	EDGE8® Housing, 4 rack unit, holds up to 72 EDGE8 modules or panels	EDGE8-04U	DC, TR 1
	EDGE™ Fiber Zone Box, 384-fiber LC, 1536-fiber MTP® Capacity (32 modules/panels)	EDGE-FZB-04U	Zone 2
Modules			
	Non-keyed EDGE8 Solutions Module, red LC Duplex to red MTP (non-pinned), OM4, Universal Polarity	ECM8-UM08-05R-E6RQ-ULL	DC, TR 3
Adapter Panel			
	Non-keyed EDGE8 Adapter Panel, MTP Adapter, 4 port panel, 4 red adapter	EDGE8-CP32-V2	DC, TR 4

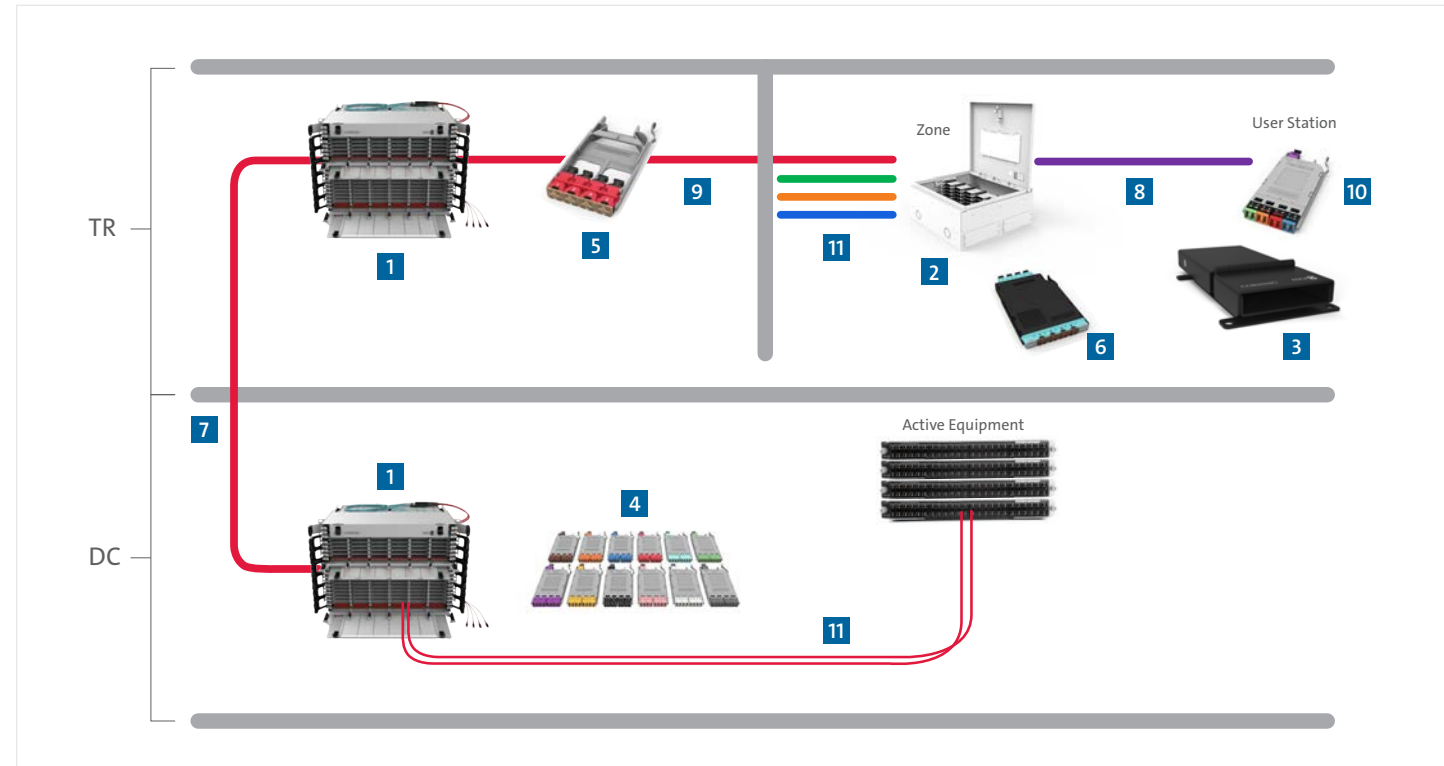
Scenario 5: 4x4 with Wall Outlet at the User Station

Sample Bill of Materials

Type	Description	Part Number	Location
Mesh Module			
	EDGE™ Mesh Module, OM4, Non-pinned MTP® Front, Non-pinned MTP Back, Aqua Adapters	EMM-MM32-7575Q	Zone 5
Trunk			
	Non-keyed EDGE8® Universal Trunk, OM4, pinned red MTP PRO, plenum non-armored, jacket color red, yyy feet trunk, xx fiber count trunk, grip on one end	GE5E5RxxQPRDDUyyyFS	DC to TR 6
Extender Trunk			
	Non-keyed EDGE8 Extender Trunk, Type-A polarity, OM4, pinned to non-pinned red MTP PRO, plenum non-armored, jacket color red, yyy feet trunk, xx fiber count trunk, grip on one end	GE5E5RxxQPRDDUyyyFS	TR to Zone 7
Hybrid Trunk			
	Non-keyed EDGE8 Hybrid Trunk, universal polarity, OM4, pinned violet MTP PRO, LC Uniboot, plenum non-armored, jacket color violet, yyy feet trunk, xx fiber count trunk, grip on one end	GE579VxxQPVDJWyyyFS	Zone to User Stations 8
Harness			
	Non-keyed EDGE8 Harness, OM4, pinned violet MTP Connector, violet LC Uniboot, 12-in LC Legs, Type-B with Universal LCs, xxx feet	HE579V08QEV-JBxxxFS	Zone to User Stations 8
Wall Outlet			
	Non-keyed Secure Wall Plate, Angled, 4 Gang, 1 Label Window, Port 1, LC Duplex, blue, Port 2, LC Duplex, green, Port 3, LC Duplex, red, Port 4, LC Duplex, yellow	WLLAP-A9BHBEBG	User Stations 9
Jumpers			
	Non-keyed Secure LC Duplex Jumper, zipcord, 2 F, OM4, plenum rated, red Jacket, red LC Duplex to red LC Duplex, yyy feet	272702Q58RRyyyF-RD	DC, TR, User Stations 10

Scenario 6: 4x4 with SMH at the User Station

This sample utilizes the Corning EDGE™ 4x4 mesh module installed in the zone box and EDGE modules in the EDGE-SMH at the user stations.

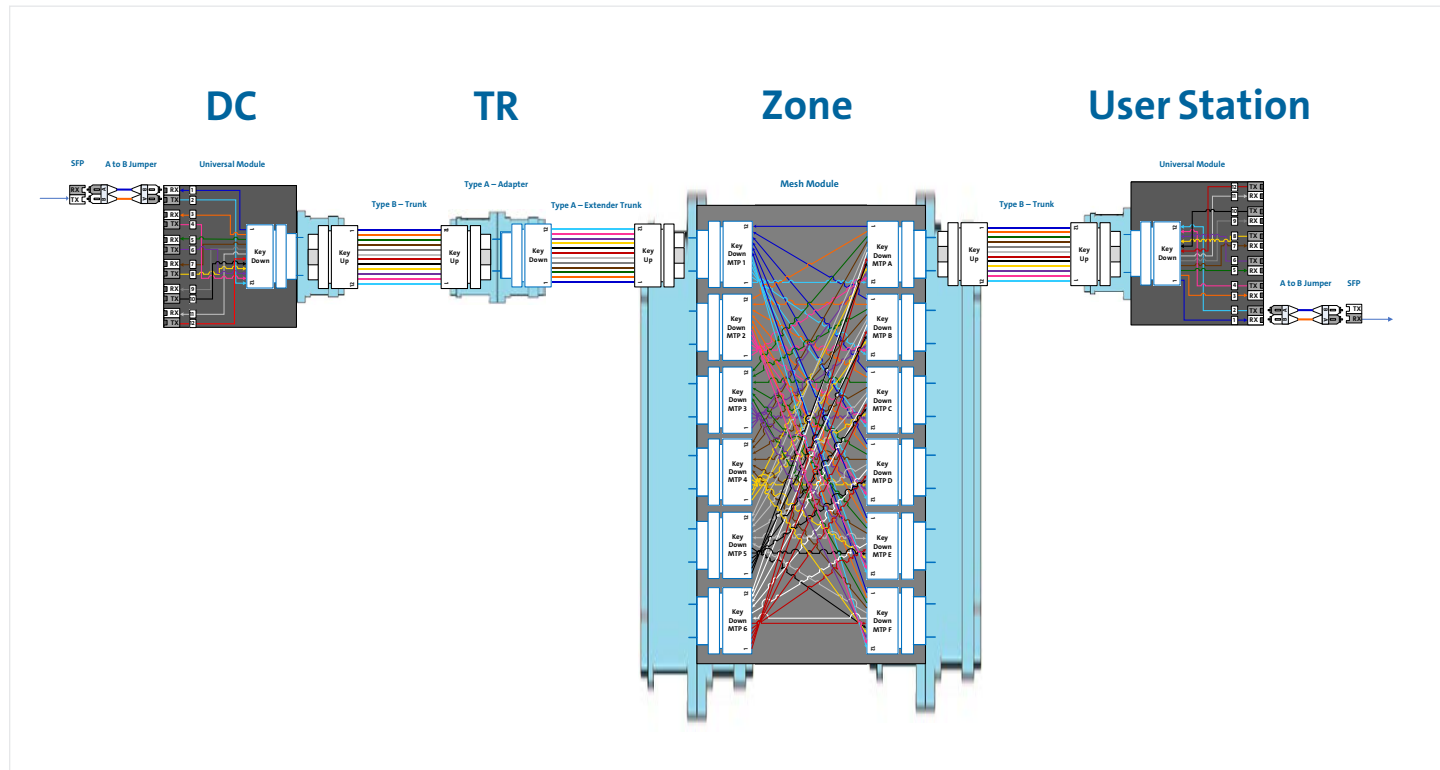


Sample Bill of Materials			
Type	Description	Part Number	Location
Hardware			
	EDGE8® Housing, 4 rack unit, holds up to 72 EDGE8 modules or panels	EDGE-04U	DC, TR 1
	EDGE™ Fiber Zone Box, 384-fiber LC, 1536-fiber MTP® Capacity (32 modules/panels)	EDGE-FZB-04U	Zone 2
	EDGE8 Single Module Housing	EDGE8-SMH	User Stations 3
Modules			
	Non-keyed EDGE8 Solutions Module, red LC Duplex to red MTP (non-pinned), OM4, Universal Polarity	ECM8-UM08-05R-E6RQ-ULL	TR 4

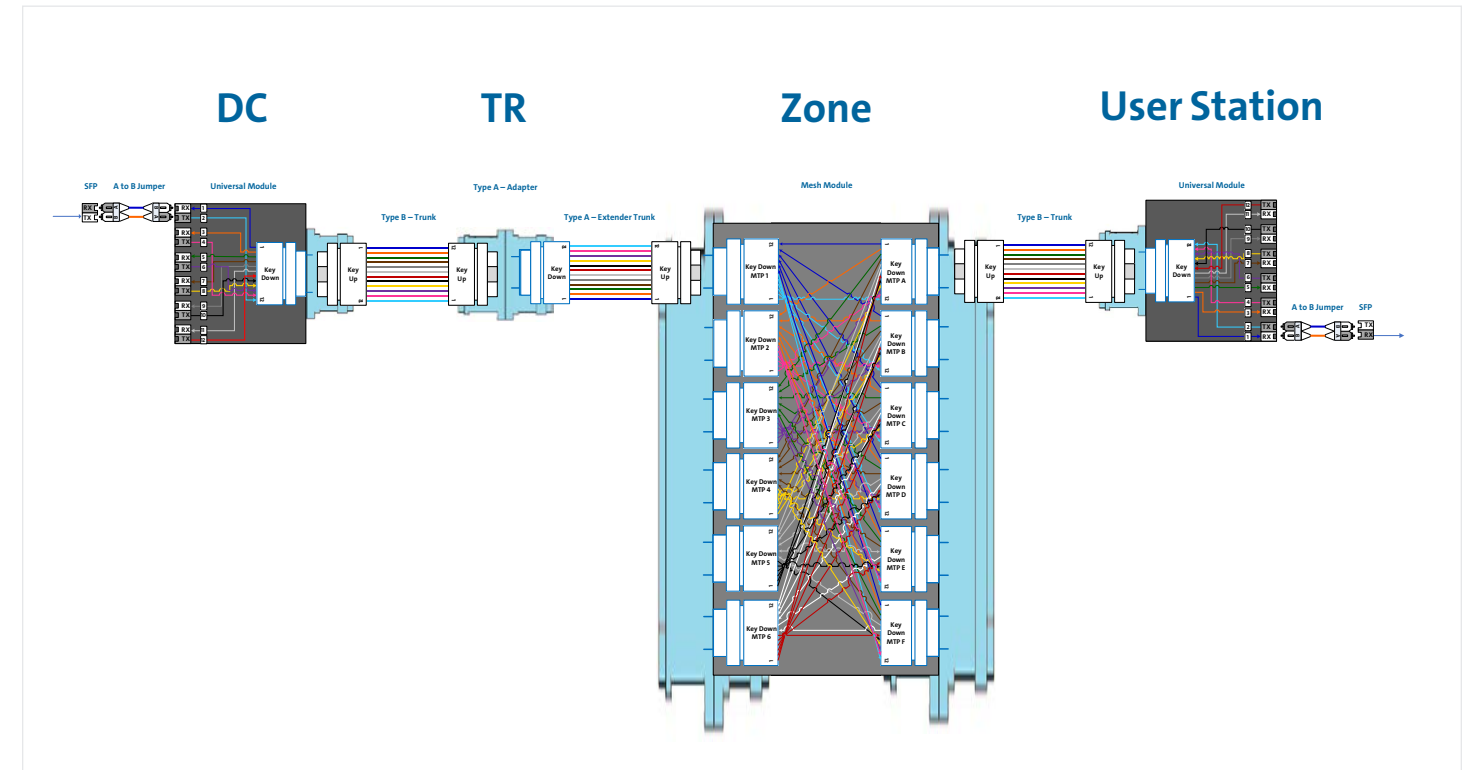
Scenario 6: 4x4 with SMH at the User Station

Sample Bill of Materials			
Type	Description	Part Number	Location
Adapter Panels			
	Non-keyed to non-keyed EDGE8® Adapter Panel, non-keyed to non-keyed MTP® Adapter, 4 port panel, 4 red adapter	EDGE8-CP32-V2	DC, TR 5
Mesh Module			
	EDGE™ Mesh Module, OM4, Non-pinned MTP Front, Non-pinned MTP Back, Aqua Adapters	EMM-MM32-7575Q	Zone 6
Trunks			
	Non-keyed EDGE8 Universal Trunk, OM4, pinned red MTP PRO, plenum non-armored, jacket color red, yyy feet trunk, xx fiber count trunk, grip on one end	GE5E5RxxQPRDDUyyyFS	DC to TR 7
	Non-keyed EDGE8 Universal Trunk, OM4, pinned violet MTP PRO, plenum non-armored, jacket color violet, yyy feet trunk, xx fiber count trunk, grip on one end	GE5E5VxxQPVDDUyyyFS	Zone to User Stations 8
Extender Trunk			
	Non-keyed EDGE8 Extender Trunk, Type-A polarity, OM4, pinned to non-pinned red MTP PRO, plenum non-armored, jacket color red, yyy feet trunk, xx fiber count trunk, grip on one end	GE5E6RxxQPRDCXyyyFS	TR to Zone 9
Furniture / Desk Module			
	Non-keyed EDGE8 Solutions Module, Universal polarity, OM4, MTP (non-pinned), violet, Port 1 LC Duplex, green, Port 2, LC Duplex, orange, Port 3, LC Duplex, red, Port 4, LC Duplex, blue	Serialized PN	User Stations 10
Jumpers			
	Non-keyed EDGE8 Secure MTP Jumper, Type-B polarity, OM4, non-keyed, pinned violet MTP PRO, plenum interconnect, jacket color violet, yyy feet	JE5E5V08QEV-NBxxxFS	Zone to User Stations 8
	Non-keyed Secure LC Duplex Jumper, zipcord, 2 F, OM4, plenum rated, red Jacket, red LC Duplex to red LC Duplex, yyy feet	272702Q58RRyyyF-RD	DC, TR, User Stations 11

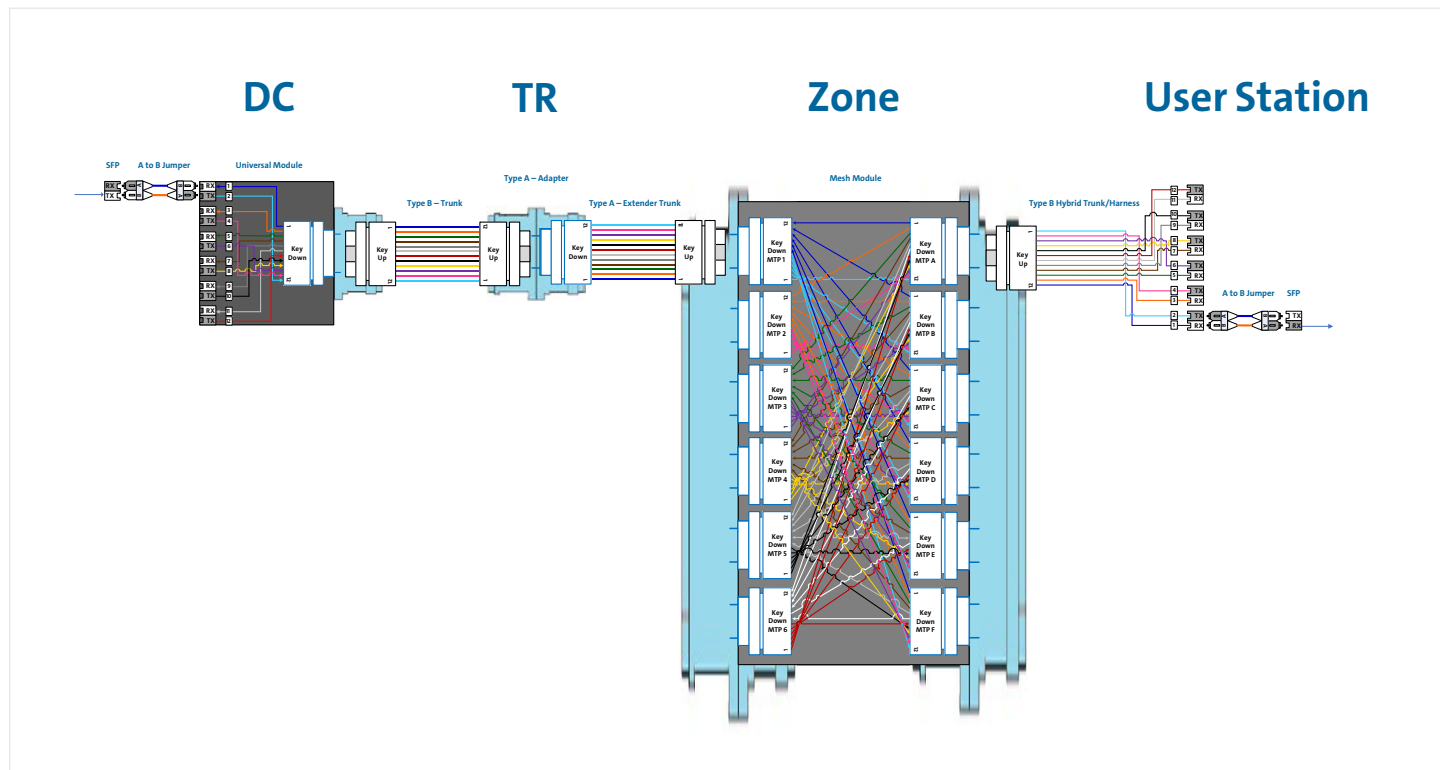
Scenario 1: 6x6 with MAM at the User Station
Method: Universal Polarity



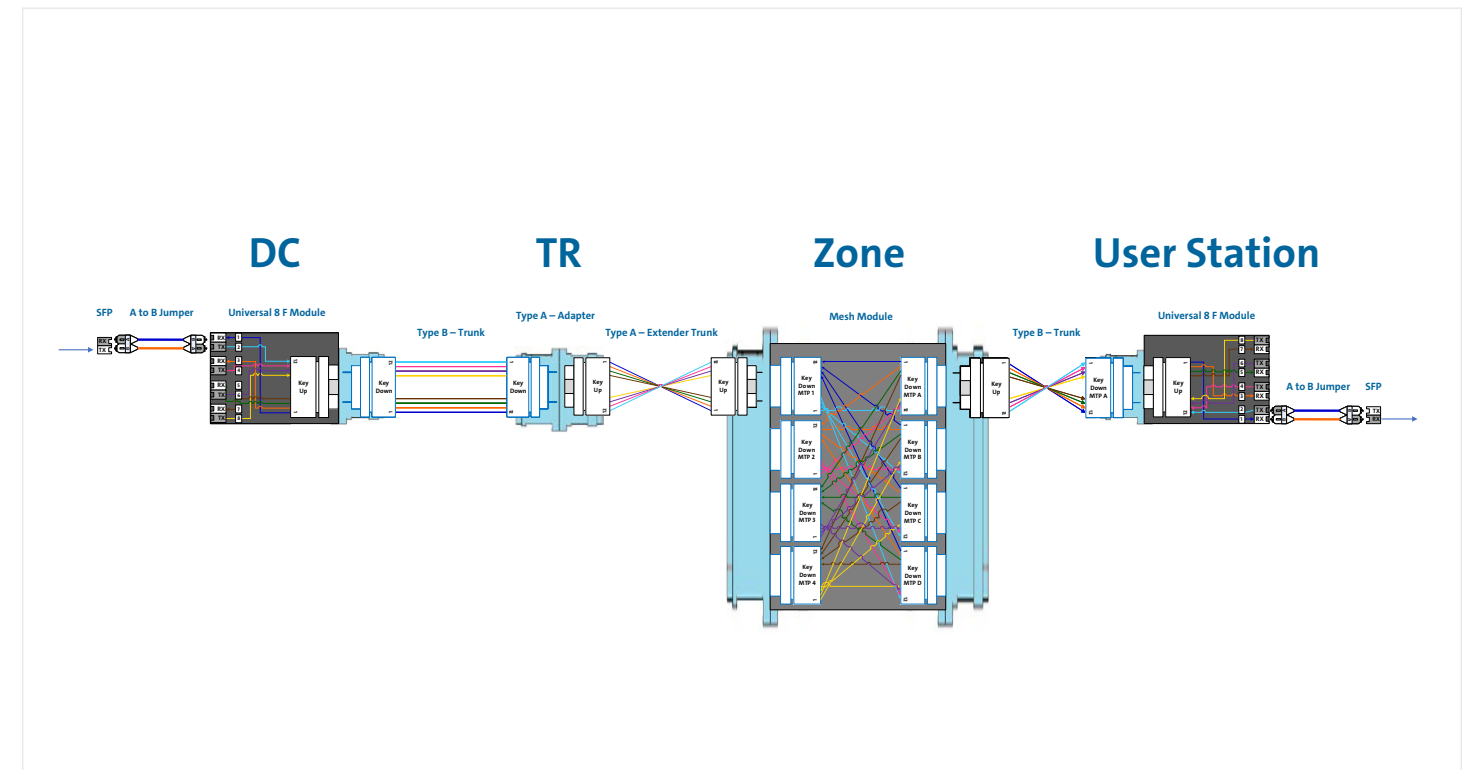
Scenario 3: 6x6 with SMH at the User Station
Method: Universal Polarity



Scenario 2: 6x6 with Wall Outlet at the User Station
Method: Universal Polarity

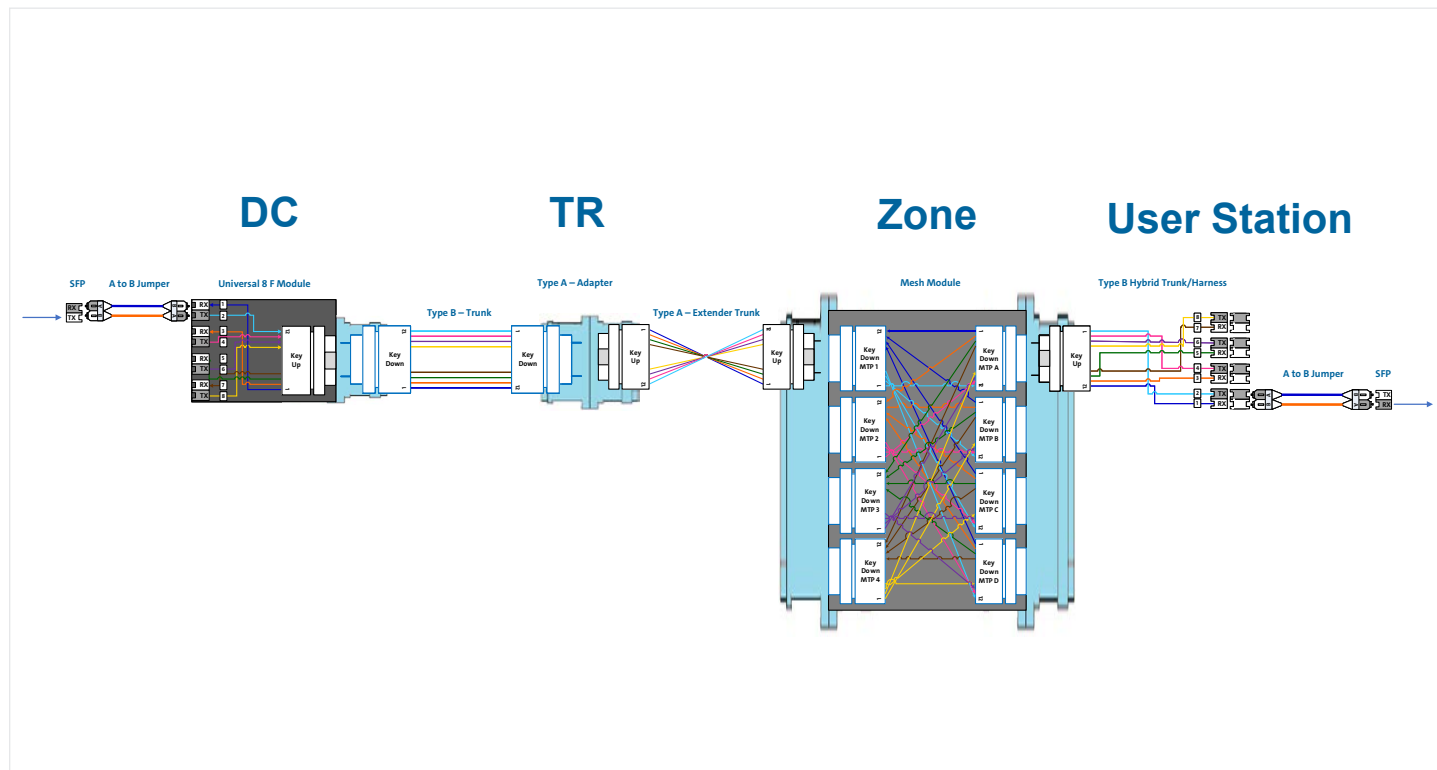


Scenario 4: 4x4 with MAM at the User Stations
Method: Universal Polarity



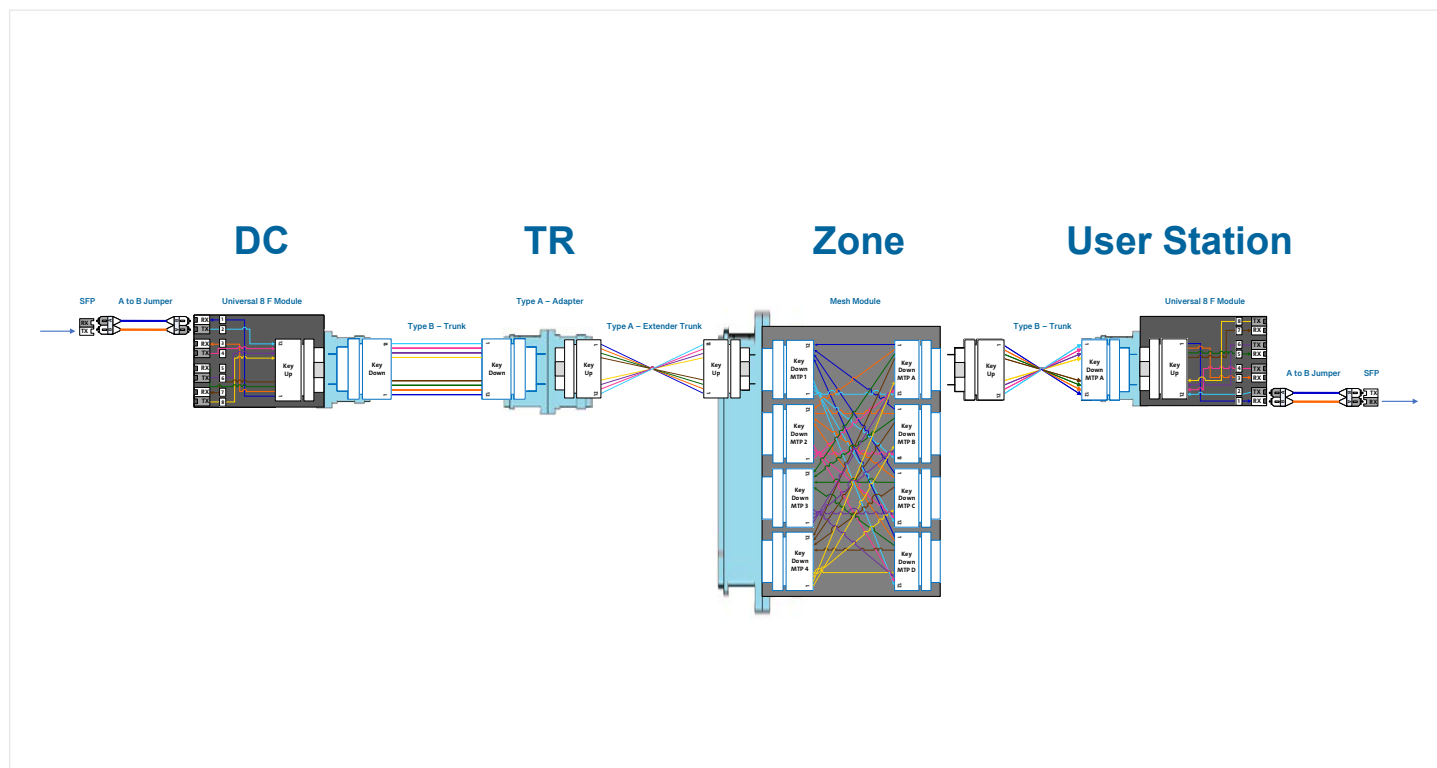
Scenario 5: 4x4 with Wall Outlet at the User Station

Method: Universal Polarity

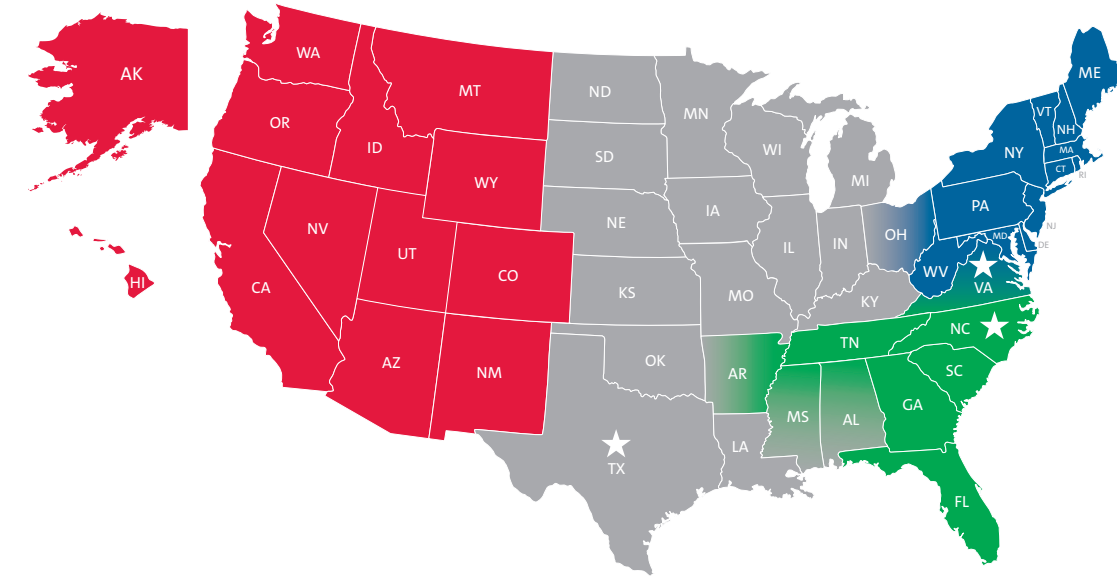


Scenario 6: 4x4 with SMH at the User Station

Method: Universal Polarity



Federal Sales Team



WEST FEDERAL
ACCOUNT MANAGER

► **Becky Miron**
714-309-1289
mironb2@corning.com

CENTRAL FEDERAL
ACCOUNT MANAGER

► **Ashley Kelly**
512-569-6119
kellyag@corning.com

FEDERAL TEAM LEAD/
SOUTHEAST FEDERAL
ACCOUNT MANAGER

► **Brandt May**
828-302-6119
mayba@corning.com

NE/DMV FEDERAL
ACCOUNT MANAGER

► **Kristen Savino**
571-867-7109
savinokk@corning.com

Tools and Resources

Bill-of-Materials (BOM) Tool

This fast, free Microsoft Excel-based tool makes it easy to select the products you need for your next project. The tool provides product descriptions, part numbers, and links to spec sheets while allowing you to adjust quantities, which can then be emailed from your own computer.

Customer Care

800-743-2675 (U.S. and Canada)
+1-828-901-5000 (International)

This is no generic call center – our Customer Care representatives are technically trained and work closely with our engineers to understand and support our customers' needs.

Drawings Resource Center

Your complete source for our optical hardware component drawings. Available in PDF (Adobe® Acrobat®), DXF (AutoCAD®), VSS (Visio® Stencil) formats, and building information modeling (BIM) objects for Revit® and can be downloaded and inserted into your bid specifications and design.

Engineering Services

It takes more than products to deliver reliable connectivity. From us, you can expect collaborative presale and post-sale global support for your network today to prepare it for tomorrow's demands.

Connect with our engineering professionals at any phase of your project to take advantage of their training, experience, and equipment for a cost-effective Total Quality result. Our system engineers, application engineers, and field engineers offer design and training services, technical assistance, and customer support resources.

LANscape® Network of Preferred Installers (NPI)

Improve your network by using our network of preferred installers. Corning-trained contractors meet our stringent requirements for technical and financial strength and have a proven dedication to quality installations.

On-Demand Videos

We have an ever-growing library of how-to videos on-demand, on our website, or on our YouTube channel. Become a subscriber today!

Online Resource Library

Our online resource library gives you all the technical information you need, from specification to installation videos to tutorials, all in one easy, central location at your fingertips.

See the Light® Fiber Optic Training

Corning See the Light® hosts a multitude of training opportunities ranging from live and recorded webinars, free hands-on fiber optic seminars, and paid intensive multiday hands-on and design courses throughout the United States, Canada, and Central and Latin America.

Technical Services 800-743-2673

When you need access to a technical expert, we deliver it, 24/7. The Technical Support Line provides our customers 24/7 phone access to our engineers and technicians, providing assistance on our product specifications, applications, use, and performance.



Discover More to Optimize Your Network

Multi-classification mesh modules offer substantial value to federal government networks that require separate communication across a range of security enclaves. Corning has a broad solutions portfolio with options to meet your specific needs.

Compliance:

Corning Optical Communications, part of the Corning Incorporated telecommunications segment, is a leading manufacturer of fiber optic communications system solutions for voice, data and video network applications worldwide. With headquarters in Charlotte, North Carolina, Corning Optical Communications has 32 global locations and employs over 10,000 people. Corning Incorporated has been mass producing fiber optics since 1970 and Corning Optical Communications has been manufacturing fiber optic communications systems since 1977.

Corning Optical Communications complies with Telecommunication Industry Association (TIA) standards for fiber optic structured cabling. TIA is accredited by the American National Standards Institute (ANSI) as a standards developing organization (SDO). TIA's engineering committees create standards and technical documents based on guidelines established by the ANSI Essential Requirements. Corning's compliance includes all the revisions of: TIA-568.0-E Generic Telecommunications Cabling for Customer Premises, TIA-568.1-E Commercial Building Telecommunications Infrastructure Standard, and TIA-568.3-E Fiber Cabling and Components Standard, which utilizes the TIA-455-21A, FOTP21A test procedure and uses TIA-526-7 for single-mode fiber and TIA-526-14 for multimode fiber.

Corning Optical Communications complies with the Insulated Cable Engineers Association (ICEA), ICEA S-87-640 for Outdoor Cables, ICEA S-104-696 for Indoor/Outdoor Cables, ICEA S-83-596 for Indoor Cables, ICEA S-120-742 for Hybrid Optical Fiber and Power Cable for use in Limited Power Circuits and ICEA S-122-744 for Optical Fiber Outside Plant Microduct Cables. Corning Optical Communications is currently offering TIA compliant:

- Fiber Optic Connectors
- Fiber Optic Hardware
- Fiber Optic Indoor, Outdoor and Indoor/Outdoor Cable
- Fiber Optic Preterminated Solutions

All Corning connectors, sleeves, adapters, and any other Fiber Optic Joining Point (FOJP) are FOCIS compliant. Fiber Optic Connector Intermateability Standards (FOCIS) would be any TIA-604 standard requirement.

Federal Compliance Documentation:

NASIC has completed and documented their due diligence on the Corning mesh solution for TEMPEST mitigation purposes. [Contact us](#) for supporting documentation or visit us at www.corning.com/fedgov.



CORNING

To learn more, visit www.corning.com/fedgov, which includes a form to contact our specialized federal sales team. Learn more about the EDGE™ Mesh Module Solution [here](#).

Corning Optical Communications LLC • 4200 Corning Place • Charlotte, NC 28216 USA
800-743-2675 • FAX: 828-325-5060 • International: +1-828-901-5000 • www.corning.com/opcomm

Corning Optical Communications reserves the right to improve, enhance, and modify the features and specifications of Corning Optical Communications products without prior notification. A complete listing of the trademarks of Corning Optical Communications is available at www.corning.com/opcomm/trademarks. All other trademarks are the properties of their respective owners. Corning Optical Communications is ISO 9001 certified. © 2023 Corning Optical Communications. All rights reserved. LAN-3018-AEN / August 2023